

COVID-19 Vaccination in Texas

Select a Texas county below to view the number people who have received at least one dose of COVID-19 vaccine and those who have received the number of doses as outlined by the CDC (People Fully Vaccinated).

Alternatively, click on a county on the map. Click the Revert button at the bottom of the screen to remove filters.

Measures to Show

- Vaccinated with at least One Dose
- Fully Vaccinated

People Vaccinated with at least One Dose

6,406,693

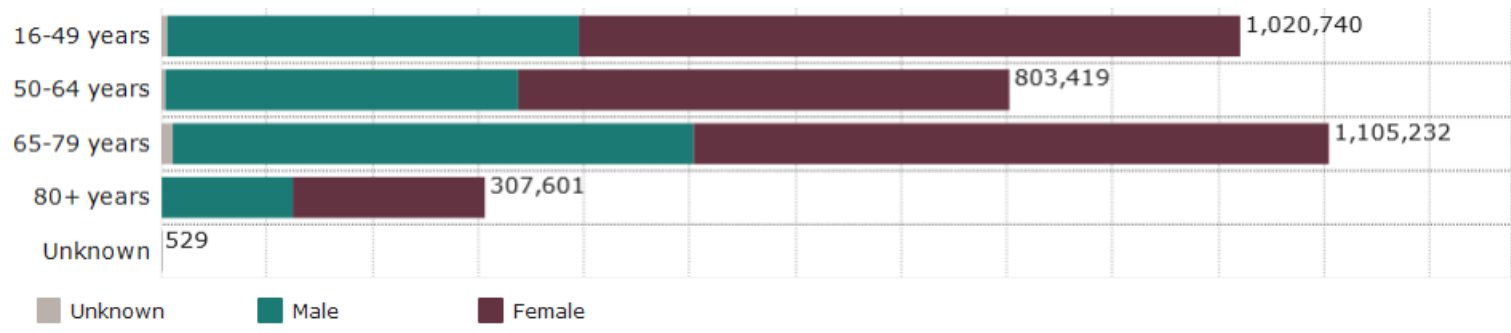
People Fully Vaccinated

3,237,521

Search for a County

(All) ▼

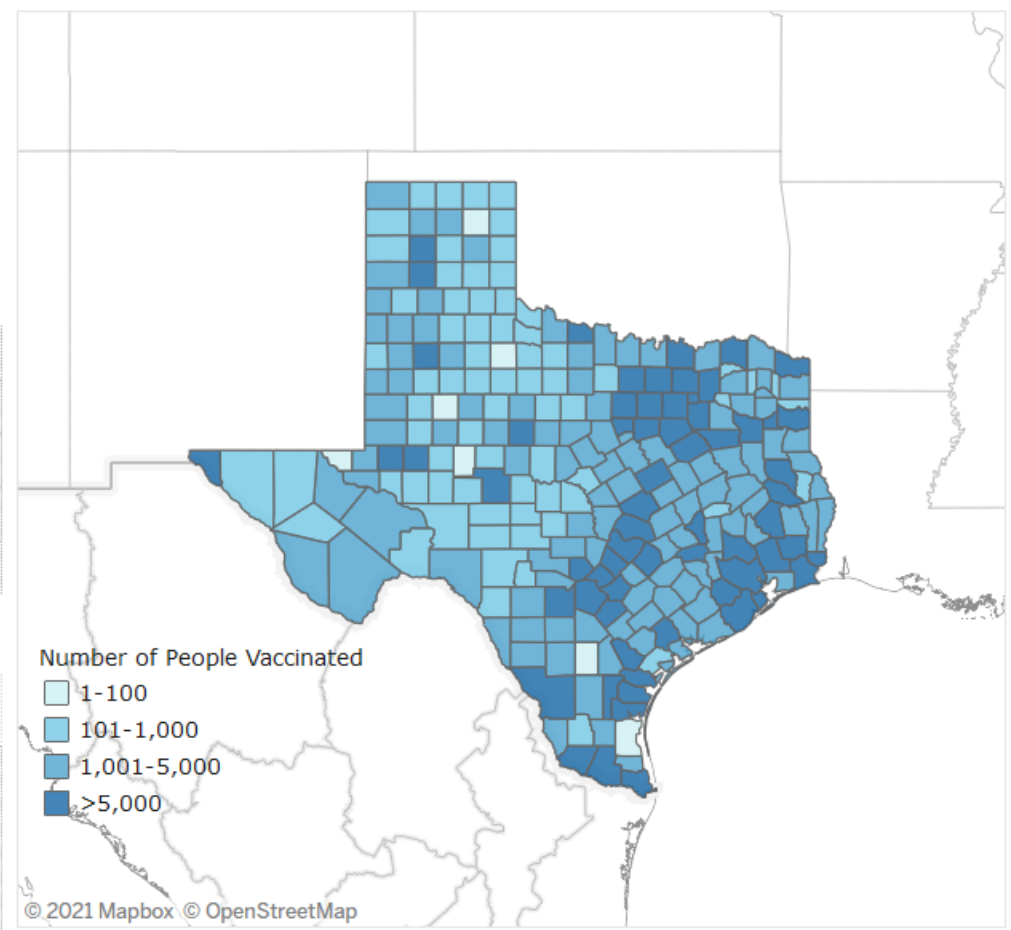
Number of People Vaccinated in Texas



Race/Ethnicity	People Vaccinated	Percent of People Vaccinated
Asian	181,389	5.60%
Black	185,778	5.74%
Hispanic	622,572	19.23%
White	1,304,082	40.28%
Other	272,883	8.43%
Unknown	670,817	20.72%

March 24 Note:

Today's total number of doses administered and people vaccinated does not account for all vaccines administered to date. The true number is an additional 147,294 reported today. A single provider removed approximately 130,000 records from the system and is making corrections to those records. Those records are being re-submitted and will be included in the March 25 dashboard.



Dashboard is updated daily by 4 p.m. CST with data as of 11:59 the previous night. For inquiries about the data, email COVIDVaccineQs@dshs.texas.gov.



COVID-19 Vaccination in Texas

Select a Texas county below to view the number people who have received at least one dose of COVID-19 vaccine and those who have received the number of doses as outlined by the CDC (People Fully Vaccinated).

Alternatively, [click on a county on the map](#). Click the Revert button at the bottom of the screen to remove filters.

Measures to Show

- Vaccinated with at least One Dose
- Fully Vaccinated

People Vaccinated
with at least One
Dose

99,646

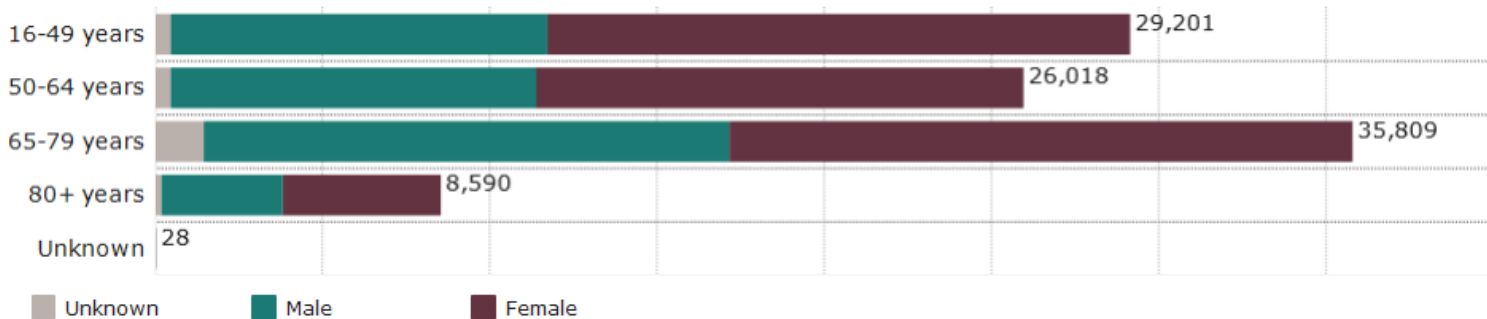
People Fully
Vaccinated

57,485

Search for a County

(All) ▼

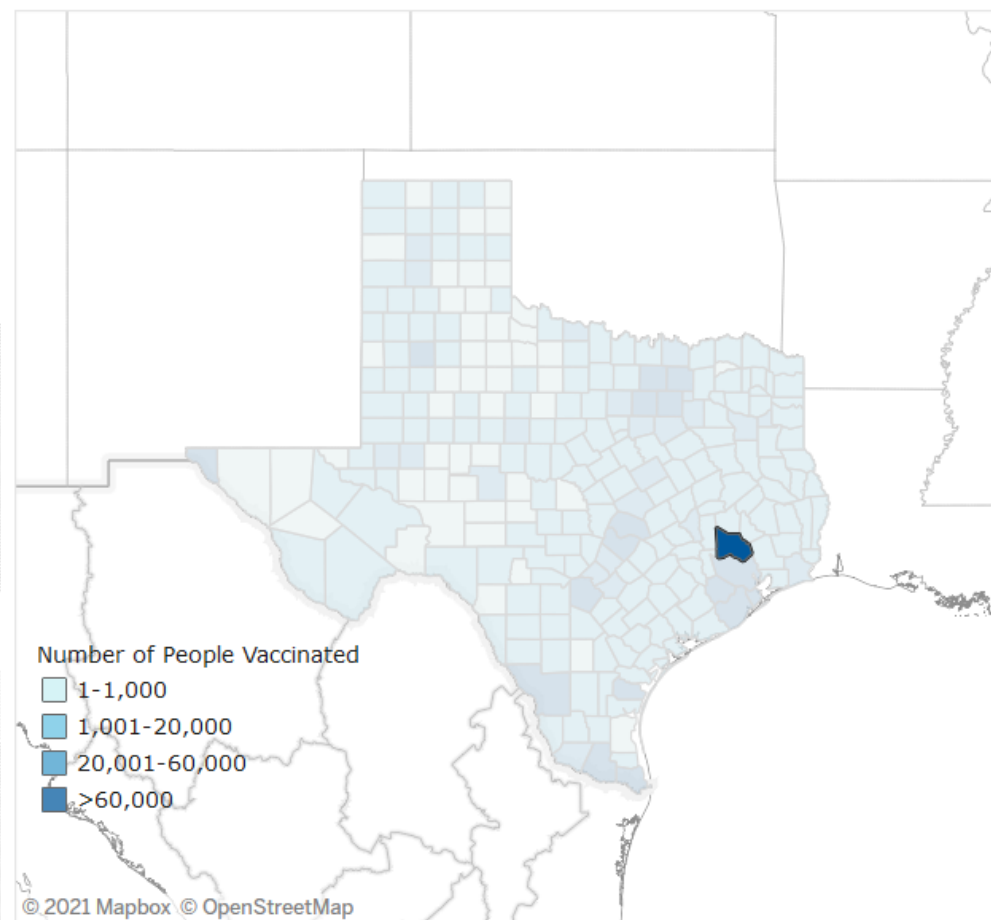
Number of People Vaccinated in Montgomery County



Race/Ethnicity	People Vaccinated	Percent of People Vaccinated
Asian	3,761	3.77%
Black	3,662	3.68%
Hispanic	12,572	12.62%
White	60,258	60.47%
Other	8,021	8.05%
Unknown	11,372	11.41%

March 24 Note:

Today's total number of doses administered and people vaccinated does not account for all vaccines administered to date. The true number is an additional 147,294 reported today. A single provider removed approximately 130,000 records from the system and is making corrections to those records. Those records are being re-submitted and will be included in the March 25 dashboard.



Dashboard is updated daily by 4 p.m. CST with data as of 11:59 the previous night. For inquiries about the data, email COVIDVaccineQs@dshs.texas.gov.

COVID-19 Vaccination in Texas

Select a [Texas county below](#) to view the number people who have received at least one dose of COVID-19 vaccine and those who have received the number of doses as outlined by the CDC (People Fully Vaccinated).

Alternatively, [click on a county on the map](#). Click the Revert button at the bottom of the screen to remove filters.

Measures to Show

- Vaccinated with at least One Dose
 Fully Vaccinated

People Vaccinated
with at least One
Dose

1,015,168

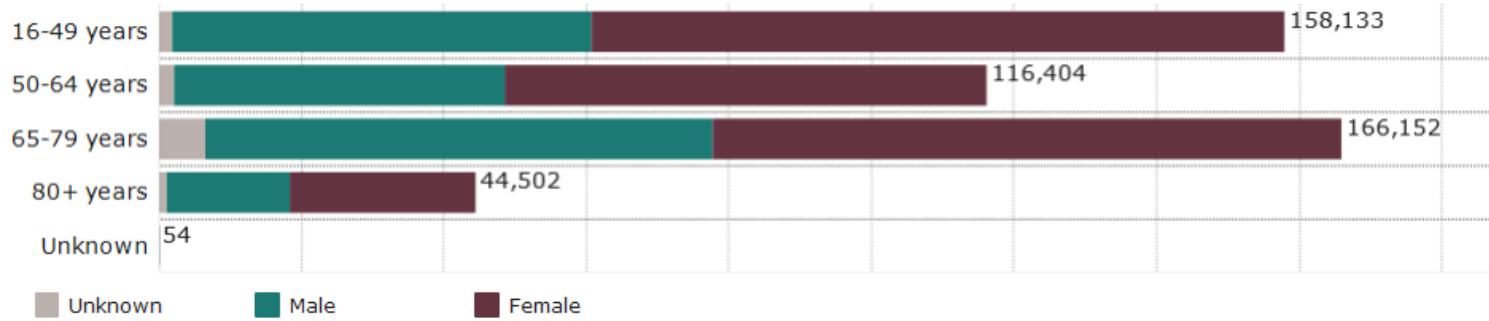
People Fully
Vaccinated

485,245

Search for a County

(All) ▼

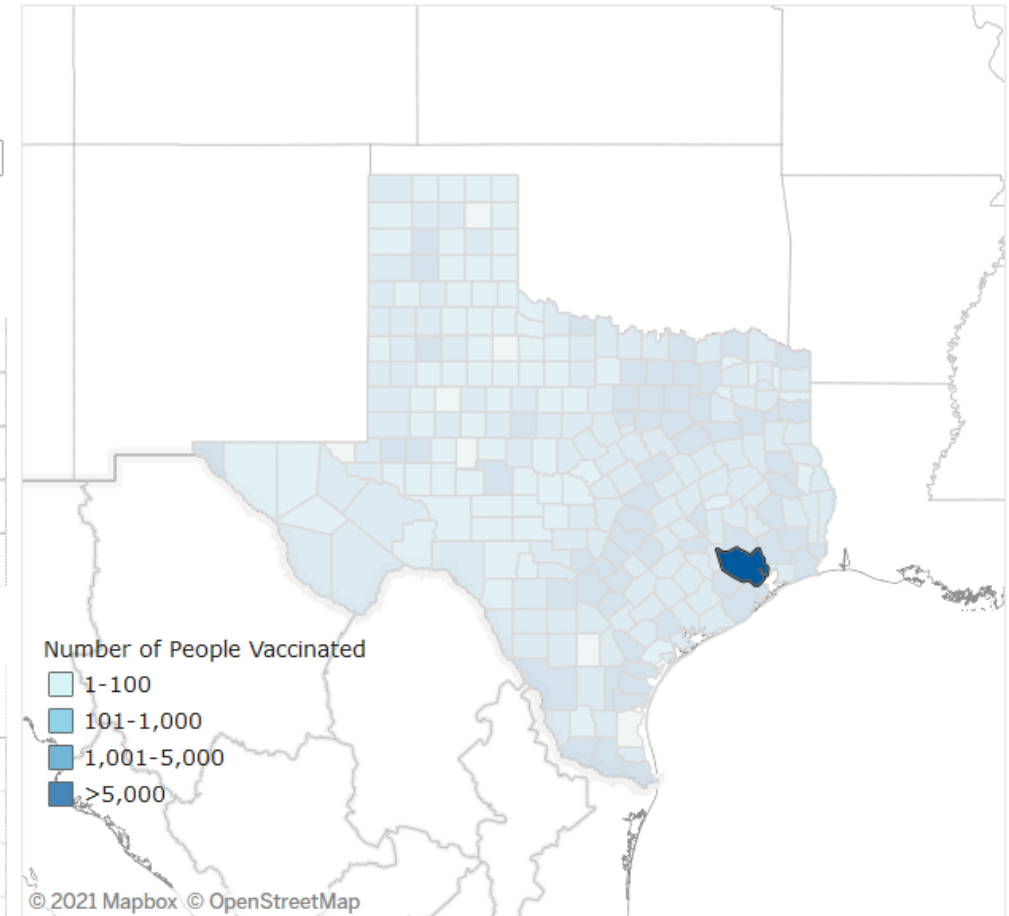
Number of People Vaccinated in Harris County



Race/Ethnicity	People Vaccinated	Percent of People Vaccinated
Asian	46,559	9.59%
Black	47,052	9.70%
Hispanic	88,585	18.26%
White	172,678	35.59%
Other	53,726	11.07%
Unknown	76,645	15.80%

March 24 Note:

Today's total number of doses administered and people vaccinated does not account for all vaccines administered to date. The true number is an additional 147,294 reported today. A single provider removed approximately 130,000 records from the system and is making corrections to those records. Those records are being re-submitted and will be included in the March 25 dashboard.



Dashboard is updated daily by 4 p.m. CST with data as of 11:59 the previous night. For inquiries about the data, email COVIDVaccineQs@dshs.texas.gov.