

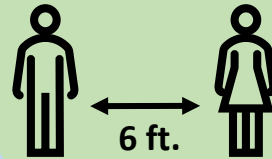
CDC Guidance for Slowing the Spread of Coronavirus




Wash Hands



Wear a Mask



Social Distancing



Avoid Crowds



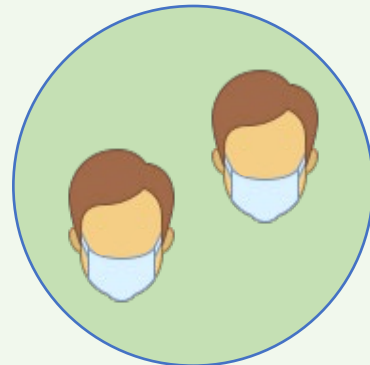
Get a Vaccine

New CDC Guidance for Fully Vaccinated Individuals

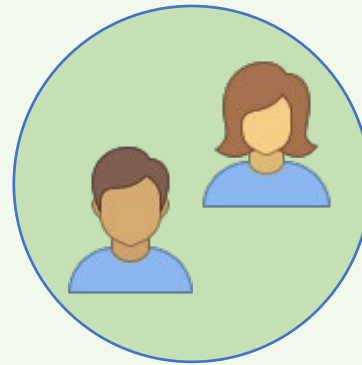
Private Indoor Settings



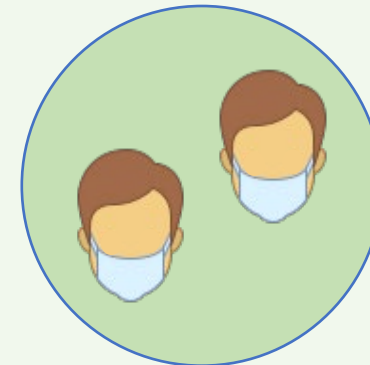
Visits between fully vaccinated people



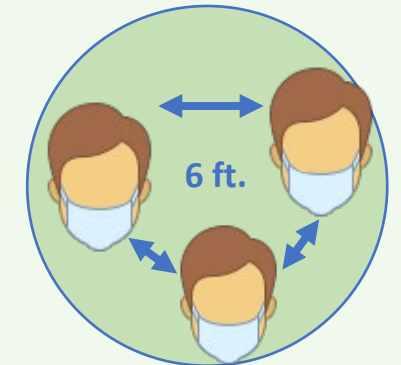
Visits between fully vaccinated people and unvaccinated people



Visits between fully vaccinated people and unvaccinated people from a single household (no high risk individuals)




Visits between fully vaccinated people and unvaccinated people from a single household (high risk individuals)



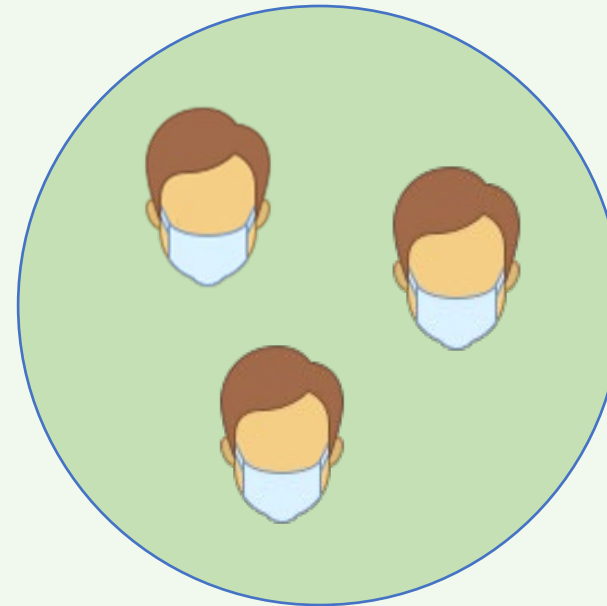
Visits between fully vaccinated people and unvaccinated people from multiple households

Fully vaccinated individuals in public indoor social activities should continue to wear a mask

New CDC Guidance for Fully Vaccinated Individuals Outdoors



Outdoor activities alone or when physical distance can be maintained



Mask recommended for outdoor activities in crowded settings or with decreased ability to maintain physical distance

New CDC Guidance for Fully Vaccinated Individuals Travel



Domestic Travel

Testing not necessary before travel unless required by local, state or territorial health authorities

Self-quarantine not necessary after travel



International Travel

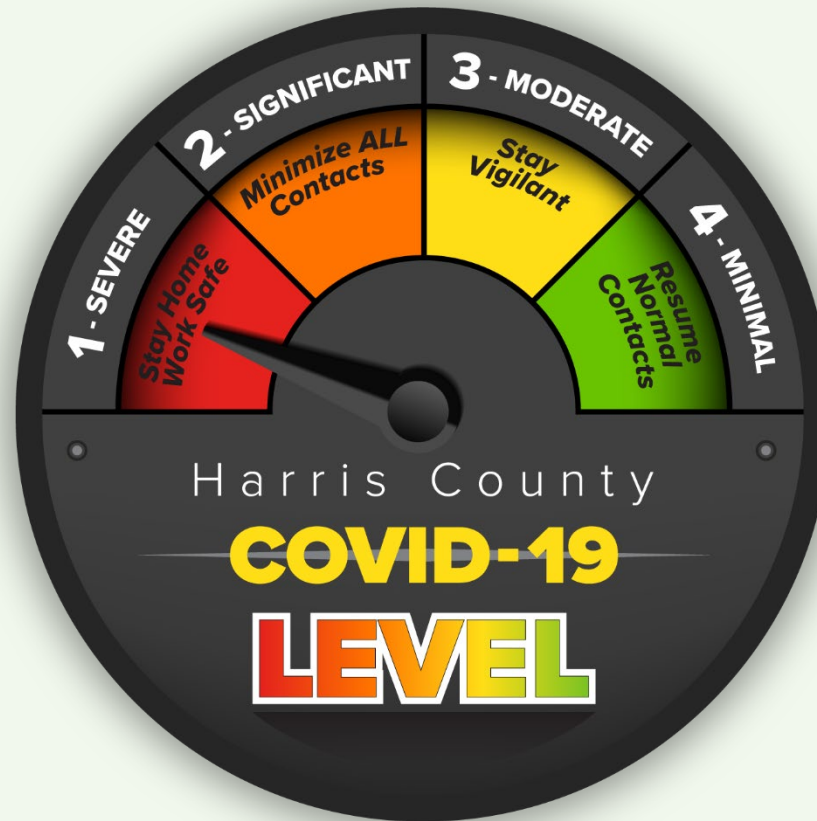
Testing not necessary before leaving the United States unless required by destination

Negative test result or documentation of recovery from COVID-19 before boarding flight to United States

No need to self-quarantine in the United States following international travel

All travelers are required to wear a mask on all planes, buses, trains, and other forms of public transportation traveling into, within, or out of the United States and in U.S. transportation hubs such as airports and stations.

Harris County COVID-19 Risk Level



Level 1: **Stay Home** (Current Level)

Level one signifies a severe and uncontrolled level of COVID-19 in Harris County, meaning **outbreaks are present and worsening** and that testing and contact tracing capacity is strained or exceeded. At this level, residents take action to **minimize contacts with others wherever possible and avoid leaving home except for the most essential needs** like going to the grocery store for food and medicine.

Levels of COVID-19 Risk and Considerations for Moving Forward: Red to Green^{2,3,4}

Risk Level	Level 1: Severe Uncontrolled Community Transmission	Level 2: Significant Uncontrolled Community Transmission	Level 3: Moderate, Controlled Transmission	Level 4: Minimal, Controlled Transmission
New COVID-19 Cases per Day in Harris County (including Houston) 14-day average	>400 new cases/day	201-400 new cases/day	101-200 new cases/day	<100 new cases/day
% Positivity Rate of COVID-19 Tests (14-day average)	>5%	≤5%	≤5%	≤5%
% ICU Beds in Use for COVID-19 ³ % General Beds in Use for COVID-19	>15%	10-15%	5-9%	<5%
Trend in ICU Bed Population Trend in General Bed Population Trend in Cases		14-day statistically significant flat or decreasing trend after level change	14-day statistically significant flat or decreasing trend after level change	14-day statistically significant flat or decreasing trend after level change
Widely Available COVID-19 Medical Countermeasures	No/Partial	No/Partial	No/Partial	Yes

² Additional metrics are reviewed regularly for inclusion. Calculations such as R0 projections may be utilized as research emerges.

³ In order to move down the scale of the threat level system (Red>Orange>Yellow>Green), all indicators must be met for 7 consecutive days.

⁴ 14 day trends are reset after any change in threat level.

Harris County COVID-19 Risk Level Indicator Summary

Indicator	Status
Hospital Population Trends Negative 14-day trends for COVID-19 hospital population	Indicator Met COVID-19 General Population and ICU 14-day trends are negative
Hospital Usage 14-day average of COVID-19 hospital population below 15%	Indicator Not Met COVID-19 ICU 14-day average population is 15.1% of capacity
New Cases: Trend 14-day trend for new COVID-19 cases is negative	Indicator Not Met 14-day trend of new cases is increasing by 9 cases per day
New Cases: Total 14-day average of new cases in Harris County below 400	Indicator Not Met 14-day average of new cases is 501 cases per day
Positivity Rate 14-day average of COVID-19 test positivity rate below 5%	Indicator Not Met 14-day average of COVID-19 test positivity is 9.1%