

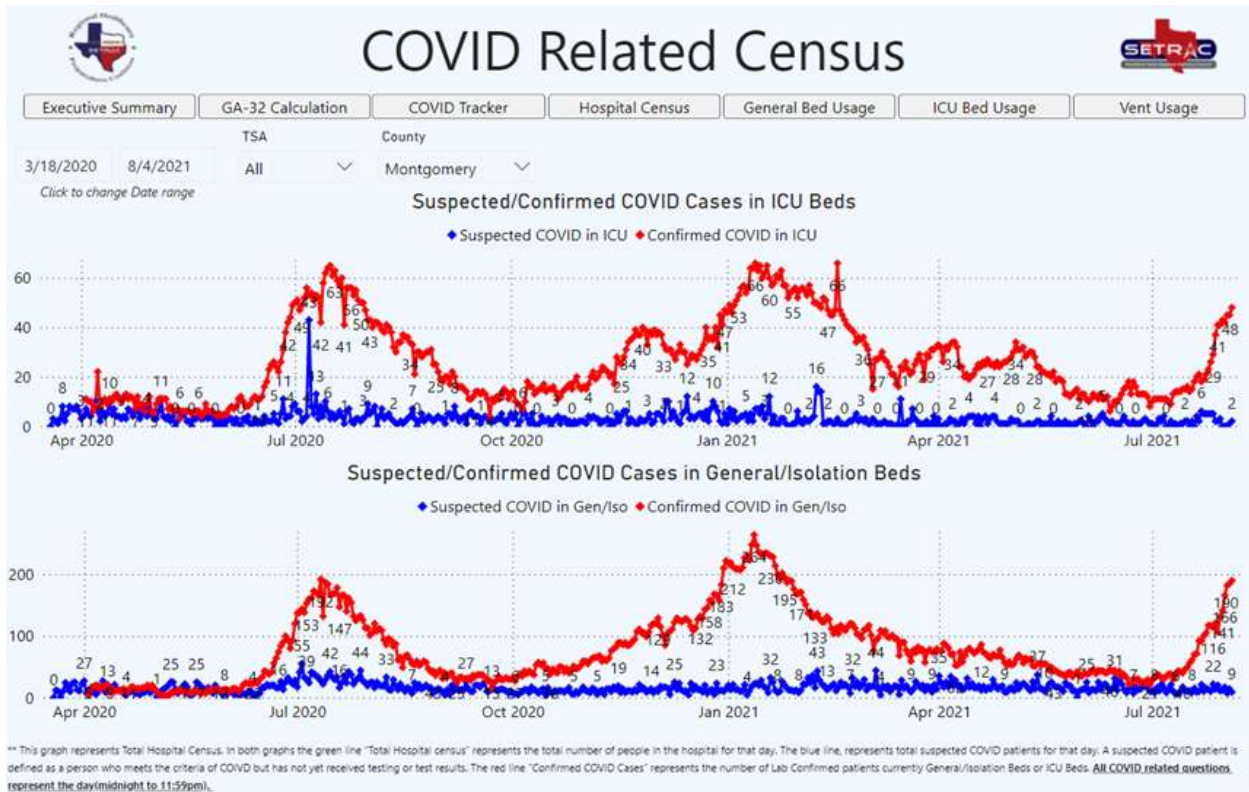


**FOR IMMEDIATE RELEASE:**  
**August 4, 2021**

## COVID-19 Update for Montgomery County

*Status Update from the Office of Homeland Security and Emergency Management*

MONTGOMERY COUNTY – Montgomery County Public Health District, in conjunction with the Montgomery County Office of Homeland Security and Emergency Management, can confirm hospitalizations for COVID-19 are nearing peak levels in Montgomery County. The vast majority of new cases and essentially all hospitalizations are in those who are *unvaccinated*.



SETRAC data for regional hospitalizations can be found here: <https://bit.ly/3jwhdiV>.



**Public Health**  
Prevent. Promote. Protect.

# COVID-19 UPDATE

## PATIENTS HOSPITALIZED IN MONTGOMERY COUNTY

Updated August 4, 2021  
Numbers reflect county and non-county residents.

\*Data represented in this graph is provided by SETRAC, as reported by hospitals in Montgomery County, Texas only. Only confirmed COVID-19 patients are included, regardless of residence.

For more info: [setrac.org](http://setrac.org).

Total Hospitalized: 238  
(+ 30)

ICU: 48

General/Isolation: 190

We strongly encourage you to be vaccinated for COVID-19 if you have not done so already. Even if you contract COVID-19 after vaccination, the chances of severe illness, hospitalization and death are extremely low.

Only 49 percent of eligible Montgomery County residents are vaccinated. Need to find a vaccine? Click here: <https://www.vaccines.gov/>.



**Public Health**  
Prevent. Promote. Protect.

# COVID-19 VACCINATIONS

August 4, 2021  
Residents of  
Montgomery Co., TX



Fully Vaccinated: 244,448

Total Population 12+: 503,062

Vaccination Rate: 48.59%

SOURCE: TX DSHS

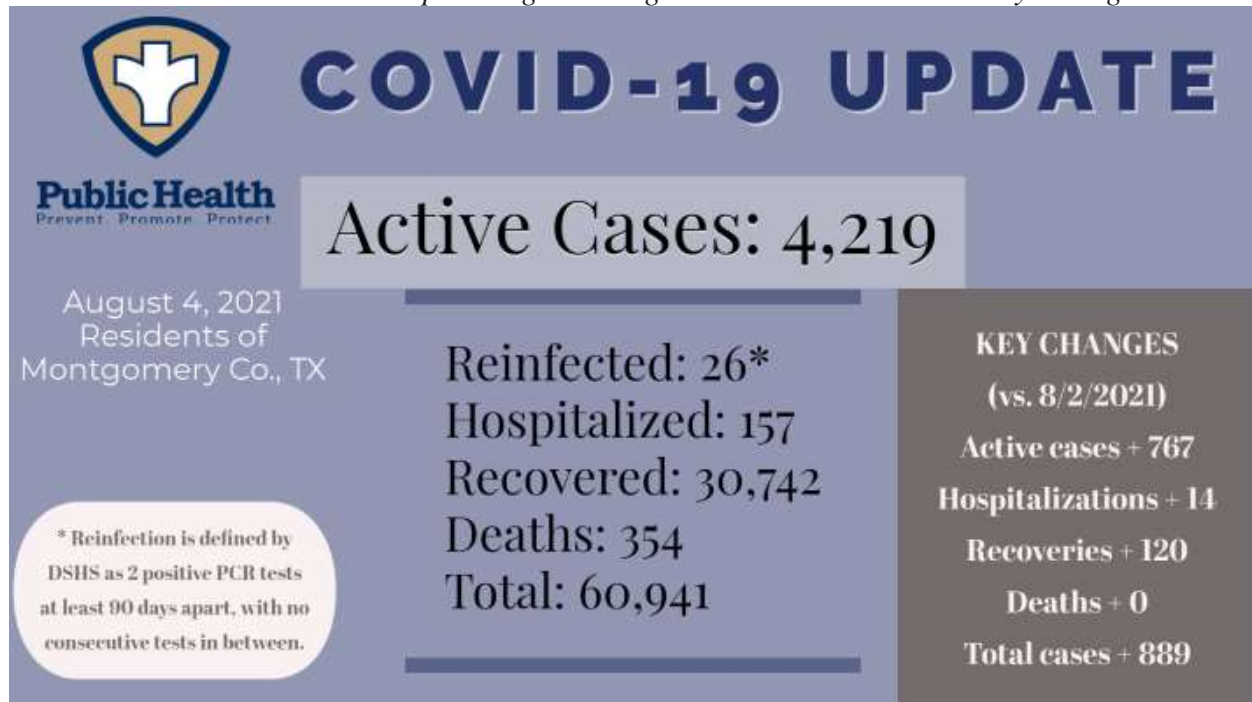
Since our August 2<sup>nd</sup> report, we can confirm a sharp rise in new COVID-19 cases.

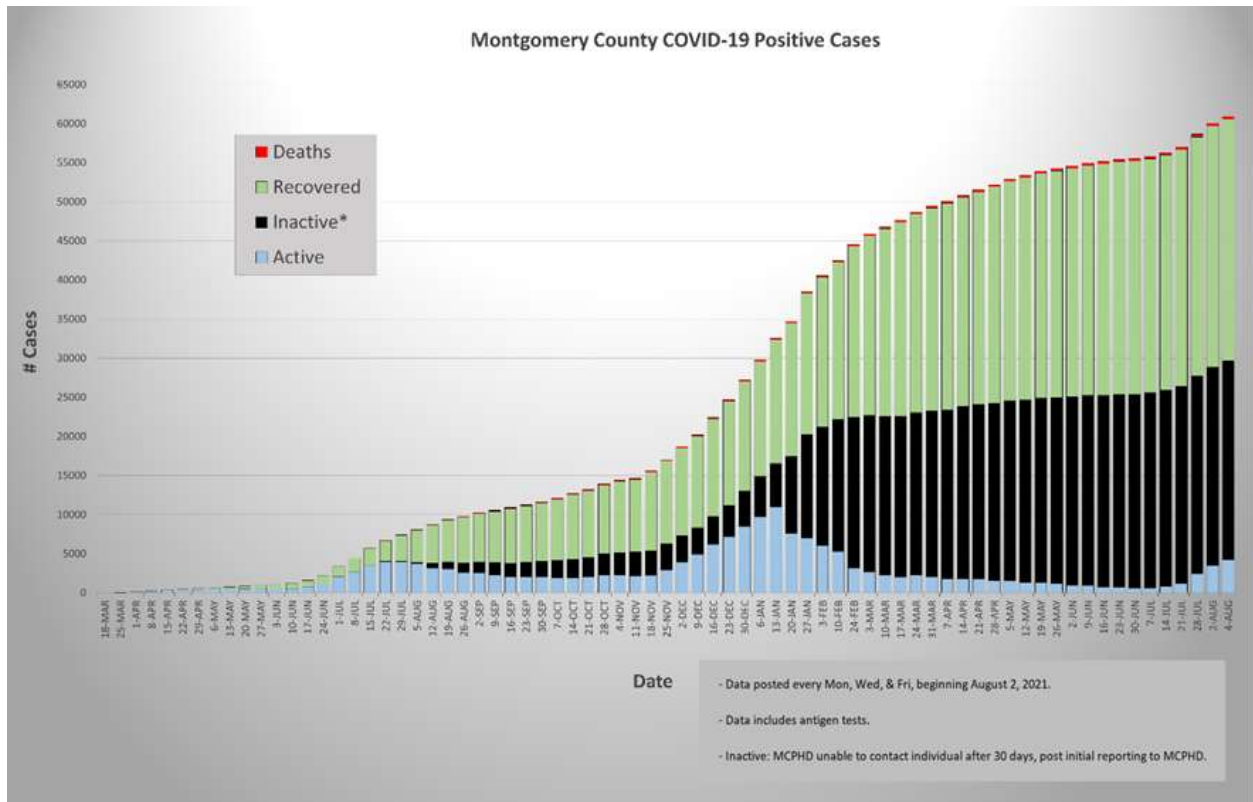
- TOTAL cases of COVID-19 increased by 889 to 60,941 since last Monday's (8/2) report. Of the 889 new cases, 58 are under the age of 12 and not eligible for vaccination.
  - Today, we added 3 confirmed reinfections bringing the total to 26. TX DSHS defines reinfection as a case with two positive PCR tests at least 90 days apart, with no consecutive tests in between. You can find more information on reinfection here: <https://www.dshs.state.tx.us/coronavirus/docs/DSHS-COVID19ReinfectionGuidance.pdf>.
- ACTIVE cases of COVID-19 increased by 767 to 4,219 since last Monday's (8/2) report.
- 157 county residents are known, as a result of contact investigations, to be in the hospital. Contact investigations have not been initiated on all reported cases.
- 30,742 people have clinically recovered.

**The Testing Positivity Rate for Montgomery County has increased to 19%, up from 17% on Monday.**

*Source: UT Health, School of Public Health*

*\*These numbers include PCR and rapid antigen testing. We do not include antibody testing.*





The COVID-19 dashboard for Montgomery County can be found here: <https://coronavirus-response-moco.hub.arcgis.com/>.

*Do your part to slow the spread of COVID-19. The best way to protect yourself and those around you is to be vaccinated. You should also:*

- *Avoid groups of people.*
- *Practice social distancing.*
- *Wear a mask in public (over your nose and mouth) or with others who live outside your household. Never share a mask with others.*
- *Wash your hands or use hand sanitizer frequently.*
- *Disinfect surfaces in your car and around your home.*

###

## **Meghan Ballard Arthur**

Homeland Security Planner and Public Information Officer  
 Montgomery County Office of Homeland Security & Emergency Management  
 9472 Airport Road Conroe, Texas 77303  
 O: 936.523.3907 | C: 936.522.6571

Sign up for [AlertMCTX](#)

Follow MCOHSEM on social media [Twitter](#) | [Facebook](#) | [Instagram](#)