



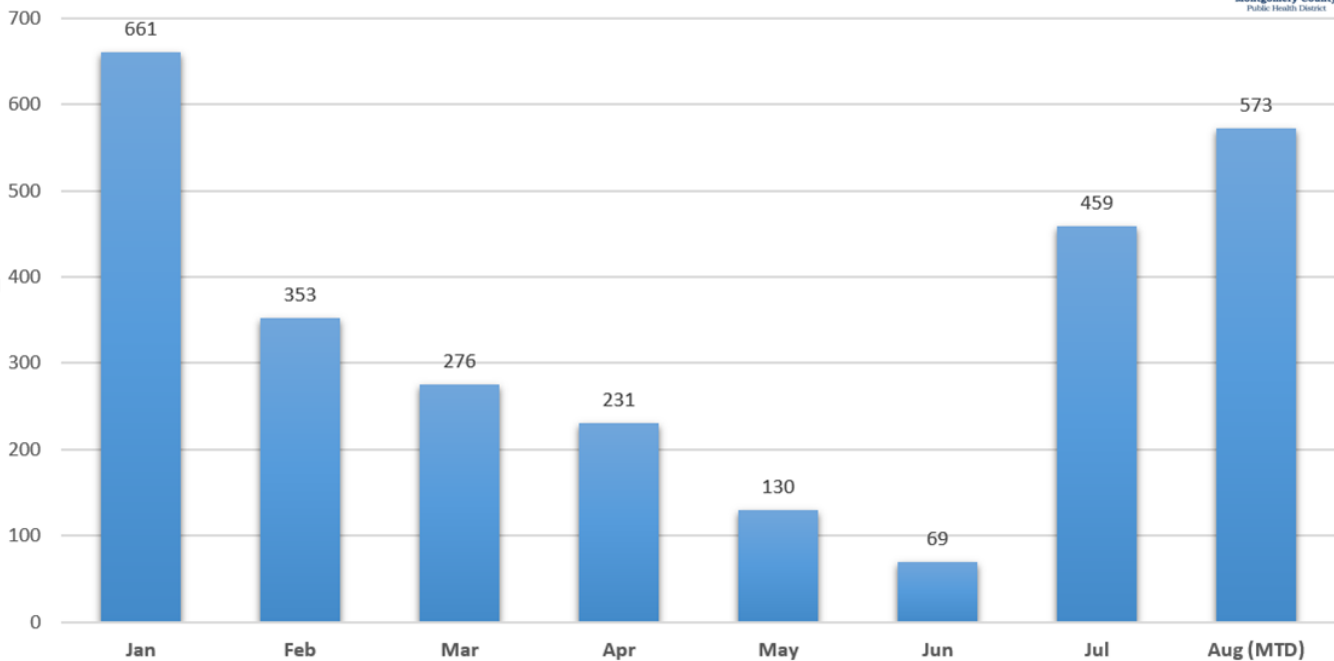
**FOR IMMEDIATE RELEASE:**  
**August 18, 2021**

## **COVID-19 Update for Montgomery County**

*Status Update from the Office of Homeland Security and Emergency Management*

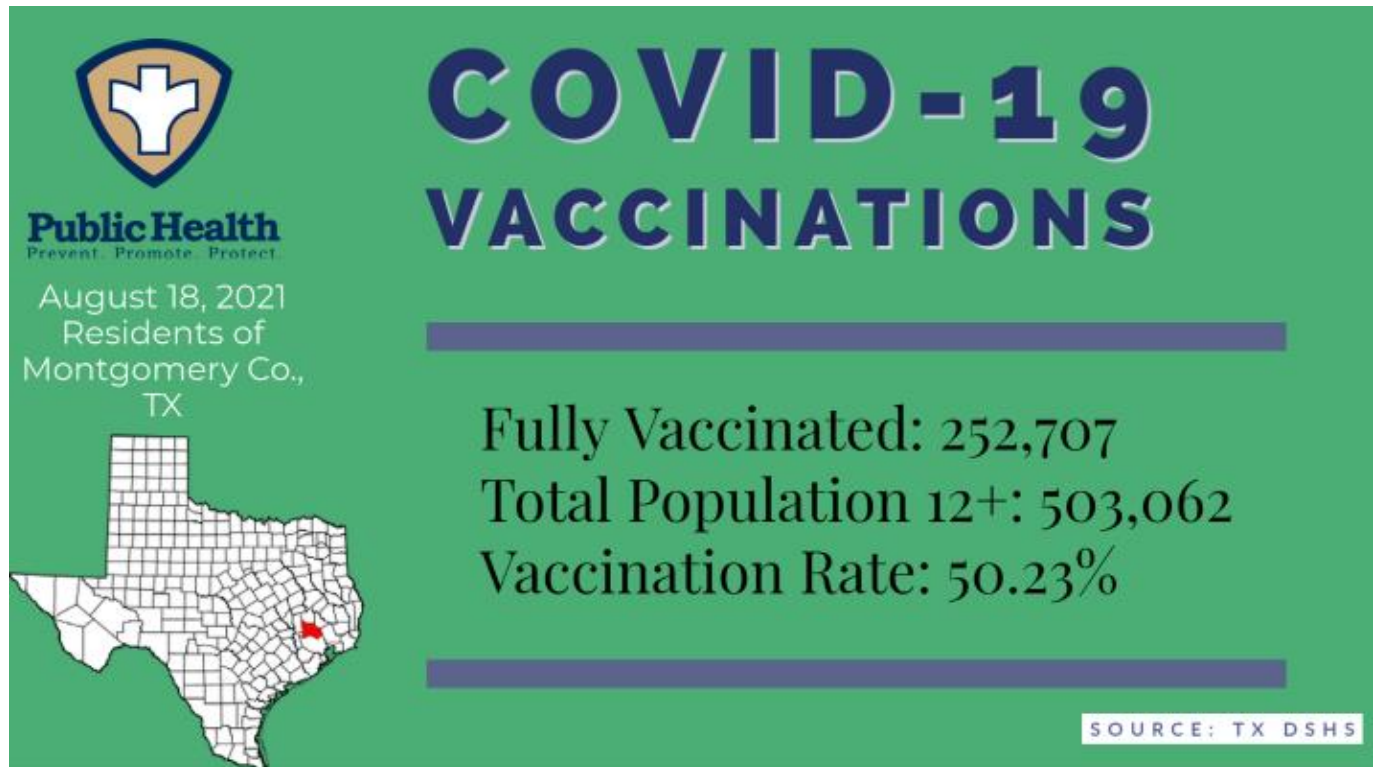
MONTGOMERY COUNTY – Montgomery County Public Health District, in conjunction with the Montgomery County Office of Homeland Security and Emergency Management, can confirm a sharp rise in the number of children under 12 years of age testing positive for COVID-19. In just the third week of August, we are nearing the record number of positive cases in children for Montgomery County - set during the entire month of January of 2021.

**COVID-19 Cases in Children**  
0-11 Years of Age



We strongly encourage you to be vaccinated for COVID-19 if you have not done so already. Even if you contract COVID-19 after vaccination, the chances of severe illness, hospitalization and death are extremely low.

Only 50 percent of eligible Montgomery County residents are vaccinated. Need to find a vaccine? **Drive-thru vaccines are coming to your area!** See below for more information, or click here for additional vaccine sites: <https://www.vaccines.gov/>.



Since our August 16<sup>th</sup> report, we can confirm one additional death related to COVID-19.

- A man in his 60s, from Conroe, died in the hospital. He had co-morbidities in addition to testing positive for COVID-19. He was not vaccinated.

We can also confirm:

- TOTAL cases of COVID-19 increased by 1,523 to 67,028 since Monday's (8/16) report.
  - Of the 1,523 new cases, 150 are under the age of 12 and not eligible for vaccination.
- ACTIVE cases of COVID-19 increased by 1,283 to 8,922 since Monday's (8/16) report.
  - Today, we added 291 additional inactive cases who we have been unable to contact for 30 days or more.
- 255 county residents are known, as a result of contact investigations, to be in the hospital. Contact investigations have not been initiated on all reported cases.
- 31,379 people have clinically recovered.

**The Testing Positivity Rate for Montgomery County has increased to 23%, up from 22% on Monday.**

Source: UT Health, School of Public Health

\*These numbers include PCR and rapid antigen testing. We do not include antibody testing.



# COVID-19 UPDATE

**Public Health**  
Prevent. Promote. Protect.

## Active Cases: 8,922

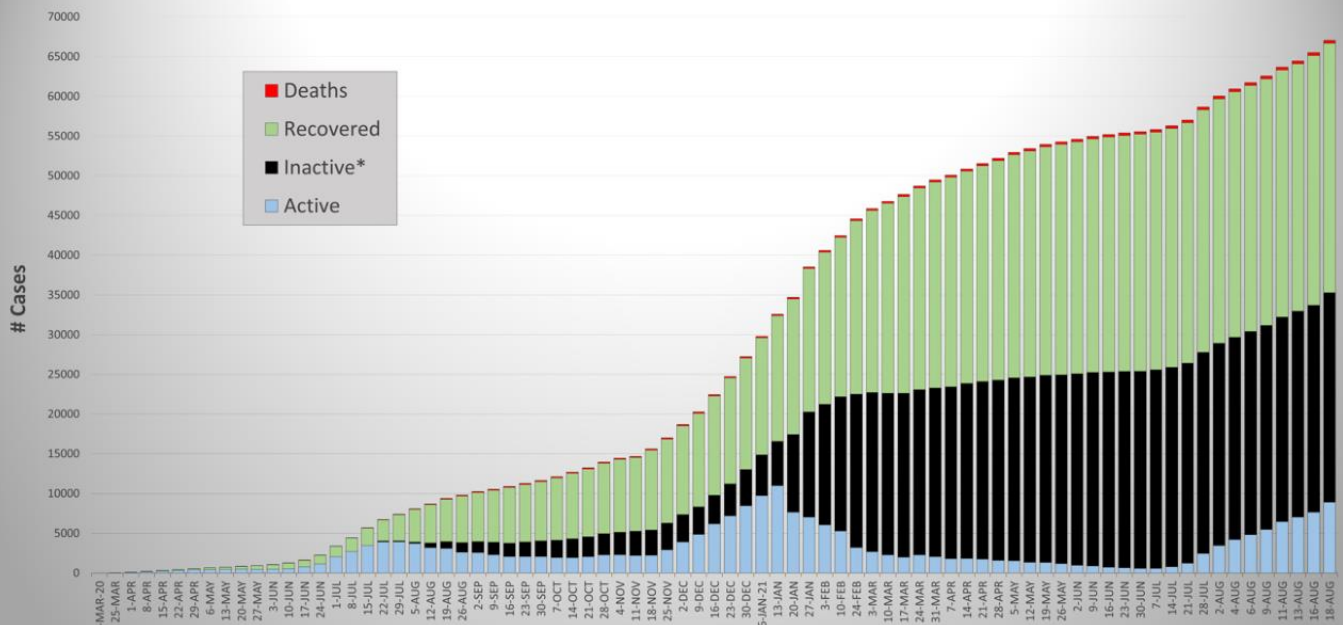
August 18, 2021  
Residents of  
Montgomery Co.,  
TX

\* Reinfection is defined by DSHS as 2 positive PCR tests at least 90 days apart, with no consecutive tests in between.

Reinfected: 26\*  
Hospitalized: 255  
Recovered: 31,379  
Deaths: 364  
Total: 67,028

**KEY CHANGES**  
(vs. 8/16/2021)  
Active cases + 1,283  
Hospitalizations + 46  
Recoveries + III  
Deaths + 1  
Total cases + 1,523

Montgomery County COVID-19 Positive Cases



**Date**

- Data posted every Mon, Wed, & Fri, beginning August 2, 2021.
- Data includes antigen tests.
- Inactive: MCPHD unable to contact individual after 30 days, post initial reporting to MCPHD.



**Public Health**  
Prevent. Promote. Protect

# COVID-19 UPDATE

## PATIENTS HOSPITALIZED IN MONTGOMERY COUNTY

Updated August 17, 2021  
Numbers reflect county and non-county residents.

Total Hospitalized: 369  
(- 3)  
ICU: 73  
General/Isolation: 296

\*Data represented in this graph is provided by SETRAC, as reported by hospitals in Montgomery County, Texas only. Only confirmed COVID-19 patients are included, regardless of residence.  
For more info: [setrac.org](http://setrac.org).



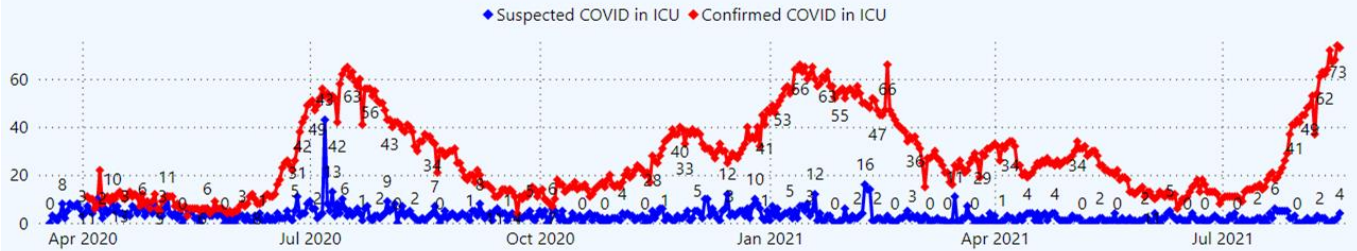
### COVID Related Census



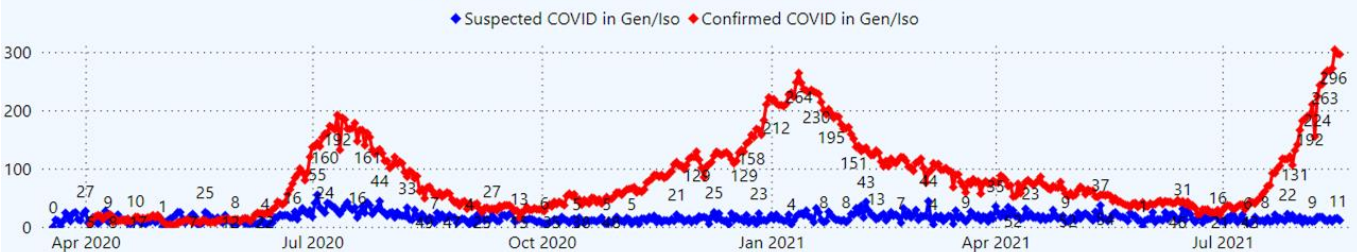
Executive Summary | GA-32 Calculation | COVID Tracker | Hospital Census | General Bed Usage | ICU Bed Usage | Vent Usage

TSA County  
3/2/2020 8/17/2021 All Montgomery  
*Click to change Date range*

Suspected/Confirmed COVID Cases in ICU Beds



Suspected/Confirmed COVID Cases in General/Isolation Beds



\*\* This graph represents Total Hospital Census. In both graphs the green line "Total Hospital census" represents the total number of people in the hospital for that day. The blue line, represents total suspected COVID patients for that day. A suspected COVID patient is defined as a person who meets the criteria of COVID but has not yet received testing or test results. The red line "Confirmed COVID Cases" represents the number of Lab Confirmed patients currently General/Isolation Beds or ICU Beds. All COVID related questions represent the day (midnight to 11:59pm).

SETRAC data for regional hospitalizations can be found here: <https://bit.ly/3jwhdiV>.

The COVID-19 dashboard for Montgomery County can be found here: <https://coronavirus-response-moco.hub.arcgis.com/>.

Have a question about COVID-19? The Montgomery County COVID-19 Call Center has reopened. Call 936-523-3916. It is open Monday-Thursday from 8:00am-4:30pm and Friday 8:00am-4:00pm.

**Looking for a vaccination? Drive-thru sites are coming to your area!**

**PCT 1:**

When: August 18<sup>th</sup> and 19<sup>th</sup>

Time: 9:00 AM to 7:00 PM

Where: North Montgomery County Community Center

Address: 600 Gerald St, Willis, TX 77378

**PCT 3:**

When: August 20<sup>th</sup> from 9:00 AM to 7:00PM

August 21<sup>st</sup> and 22<sup>nd</sup> from 9:00AM to 3:00PM

Where: At the corner of Waterway Ave. and Timberloch Pl. (adjacent to 1 Waterway Ave.)

**PCT 4:**

When: August 23<sup>rd</sup> 24<sup>th</sup> and 25<sup>th</sup>

Time: 9:00 AM to 7:00 PM

Where: A.V. 'Bull' Sallas Park

Address: 21675-C McCleskey Rd, New Caney, TX 77357

***Do your part to slow the spread of COVID-19. The best way to protect yourself and those around you is to be vaccinated. You should also:***

- ***Avoid groups of people.***
- ***Practice social distancing.***
- ***Wear a mask in public (over your nose and mouth) or with others who live outside your household. Never share a mask with others.***
- ***Wash your hands or use hand sanitizer frequently.***
- ***Disinfect surfaces in your car and around your home.***