

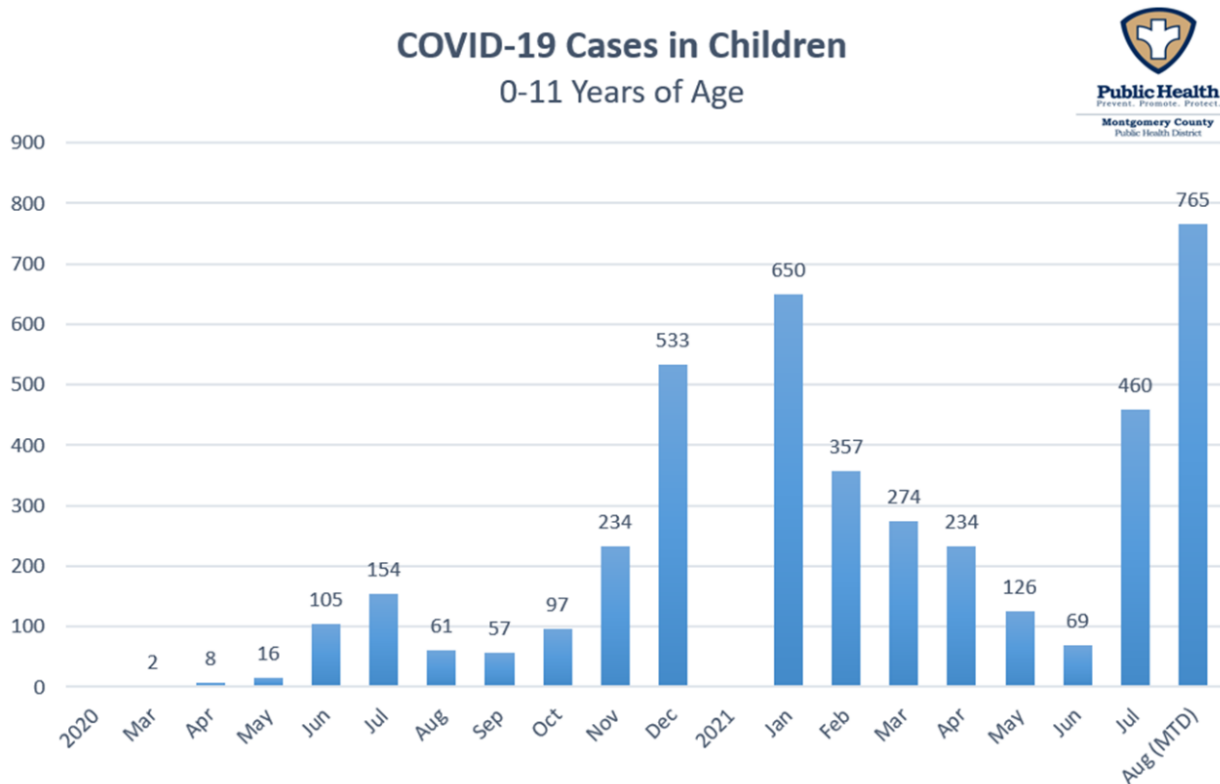


FOR IMMEDIATE RELEASE:
August 20, 2021

COVID-19 Update for Montgomery County

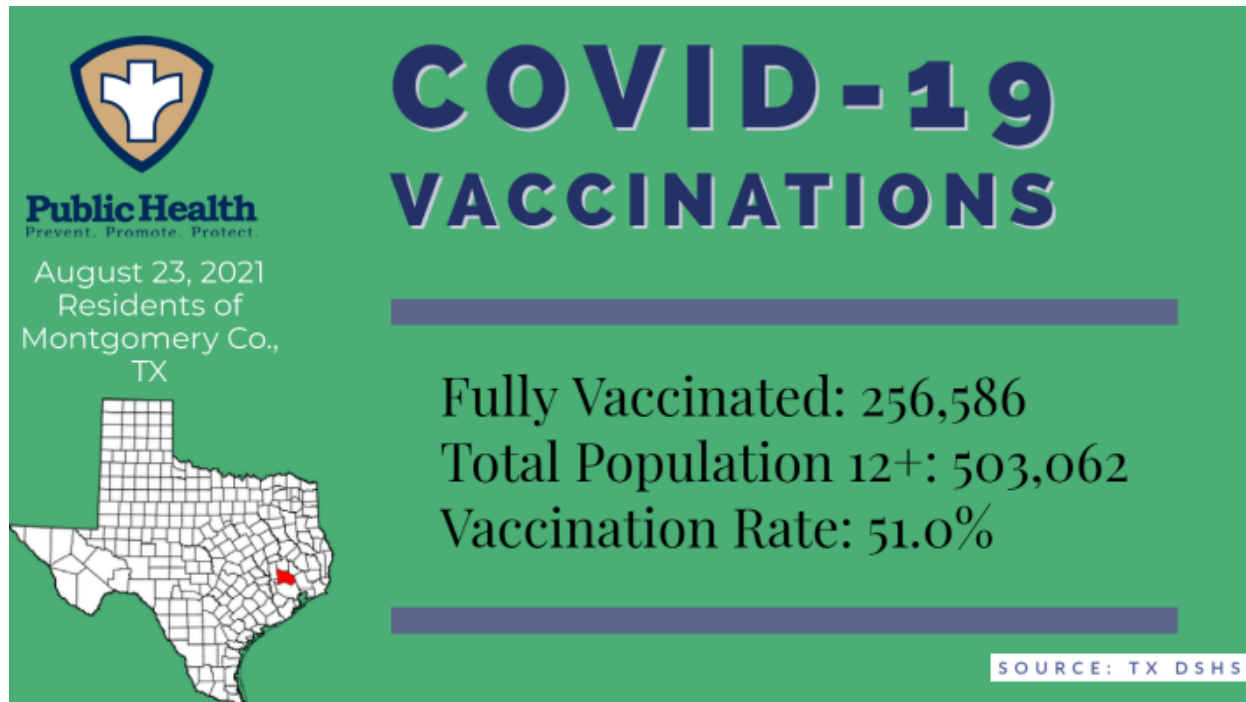
Status Update from the Office of Homeland Security and Emergency Management

MONTGOMERY COUNTY – Montgomery County Public Health District, in conjunction with the Montgomery County Office of Homeland Security and Emergency Management, can confirm the number of children under 12 years of age who have tested positive for COVID-19 remains at a record level.



We strongly encourage you to be vaccinated for COVID-19 if you have not done so already. Even if you contract COVID-19 after vaccination, the chances of severe illness, hospitalization and death are extremely low.

Only 51 percent of eligible Montgomery County residents are vaccinated. Need to find a vaccine? **Drive-thru vaccines are available.** See below for more information, or click here for additional vaccine sites: <https://www.vaccines.gov/>.



Today, we can confirm:

- TOTAL cases of COVID-19 increased by 840 to 68,664 since Friday's (8/20) report.
 - Of the 840 new cases, 80 are under the age of 12 and not eligible for vaccination.
- ACTIVE cases of COVID-19 increased by 126 to 9,199 since Friday's (8/20) report.
 - Today, we added 580 additional inactive cases who we have been unable to contact for 30 days or more.
- 268 county residents are known, as a result of contact investigations, to be in the hospital. Contact investigations have not been initiated on all reported cases.
- 31,608 people have clinically recovered.

The Testing Positivity Rate for Montgomery County remains at 22%, down from 23% last Wednesday.

Source: UT Health, School of Public Health

**These numbers include PCR and rapid antigen testing. We do not include antibody testing.*



COVID-19 UPDATE

Public Health
Prevent. Promote. Protect.

Active Cases: 9,199

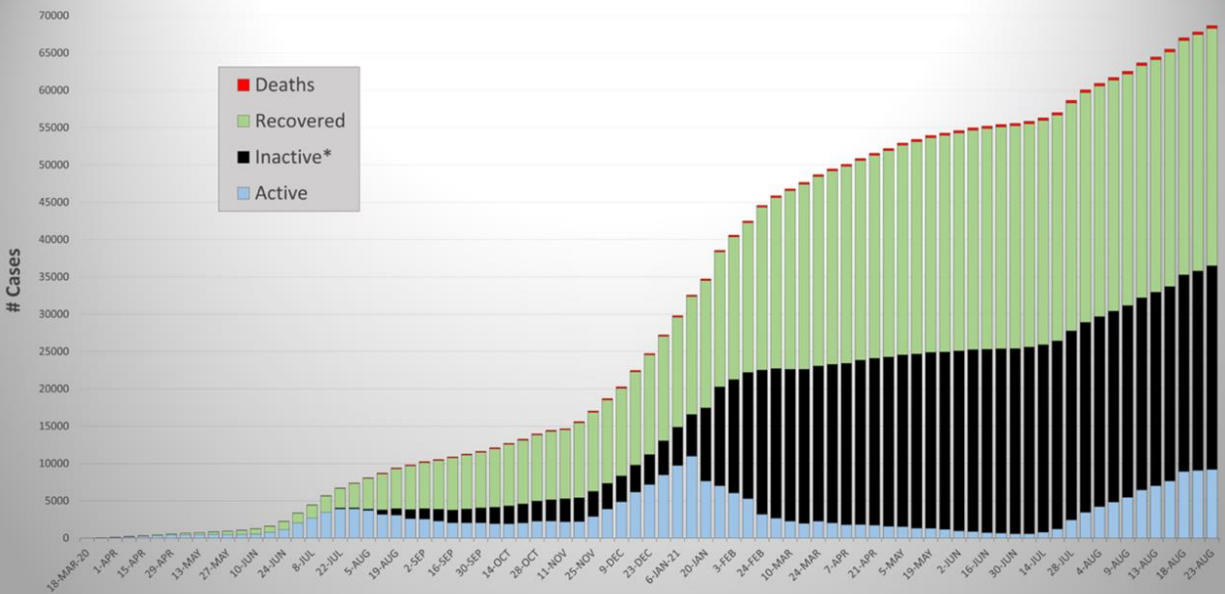
August 23, 2021
Residents of
Montgomery Co.,
TX

Reinfected: 27*
Hospitalized: 268
Recovered: 31,608
Deaths: 366
Total: 68,664

* Reinfection is defined by DSHS as 2 positive PCR tests at least 90 days apart, with no consecutive tests in between.

KEY CHANGES
(vs. 8/20/2021)
Active cases + 126
Hospitalizations + 11
Recoveries + 134
Deaths + 0
Total cases + 840

Montgomery County COVID-19 Positive Cases



Date

- Data posted every Mon, Wed, & Fri, beginning August 2, 2021.
- Data includes antigen tests.
- Inactive: MCPHD unable to contact individual after 30 days, post initial reporting to MCPHD.



Public Health
Prevent. Promote. Protect.

COVID-19 UPDATE

PATIENTS HOSPITALIZED IN MONTGOMERY COUNTY

Updated August 23, 2021
Numbers reflect county and non-county residents.

*Data represented in this graph is provided by SETRAC, as reported by hospitals in Montgomery County, Texas only. Only confirmed COVID-19 patients are included, regardless of residence.
For more info: setrac.org.

Total Hospitalized:

409

(+ 25)

ICU: 89

General/Isolation: 320

SETRAC data for regional hospitalizations can be found here: <https://bit.ly/3jwhdiV>.
The COVID-19 dashboard for Montgomery County can be found here: <https://coronavirus-response-moco.hub.arcgis.com/>.

Have a question about COVID-19? The Montgomery County COVID-19 Call Center has reopened. Call 936-523-3916. It is open Monday-Thursday from 8:00am-4:30pm and Friday 8:00am-4:00pm.

Looking for a vaccination? Drive-thru sites are available.

PCT 4:

When: August 23rd 24th and 25th

Time: 9:00 AM to 7:00 PM

Where: A.V. 'Bull' Sallas Park

Address: 21675-C McCleskey Rd, New Caney, TX 77357

Do your part to slow the spread of COVID-19. The best way to protect yourself and those around you is to be vaccinated. You should also:

- ***Avoid groups of people.***
- ***Practice social distancing.***
- ***Wear a mask in public (over your nose and mouth) or with others who live outside your household. Never share a mask with others.***
- ***Wash your hands or use hand sanitizer frequently.***
- ***Disinfect surfaces in your car and around your home.***