



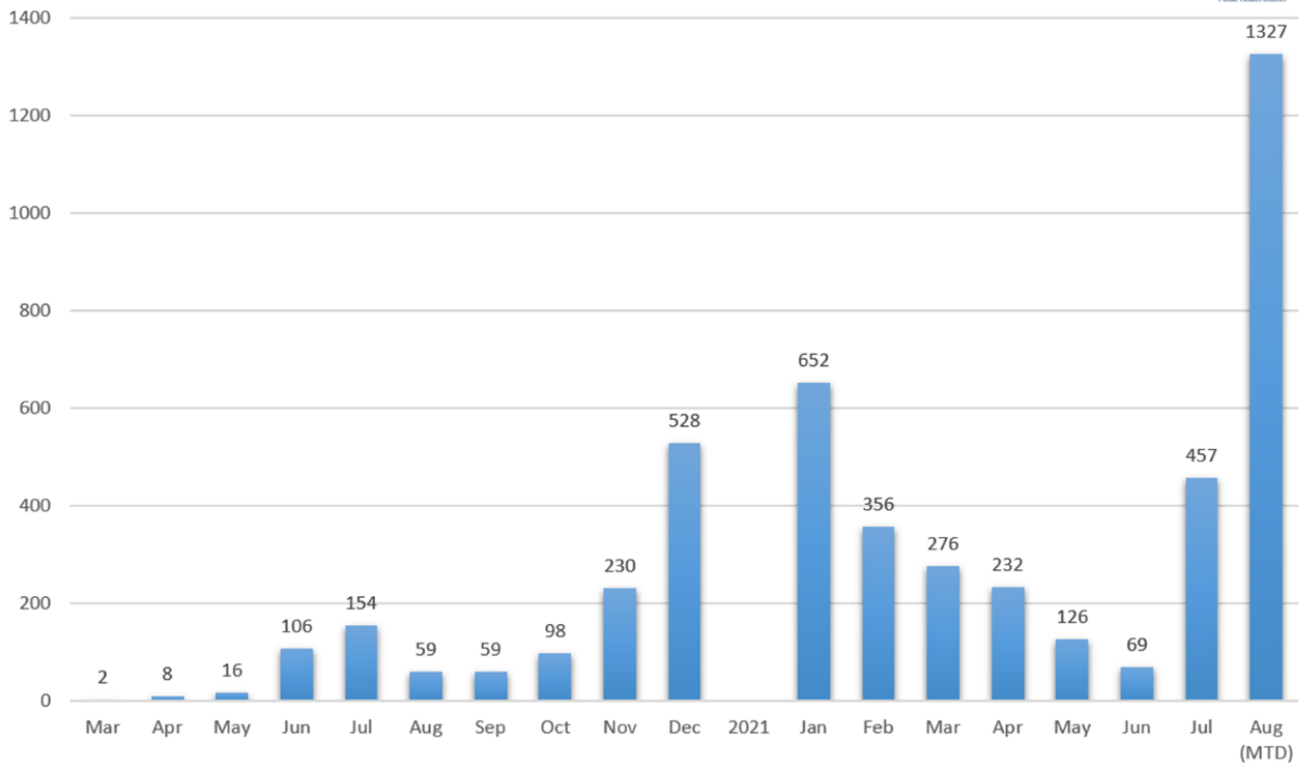
**FOR IMMEDIATE RELEASE:**  
**August 27, 2021**

## **COVID-19 Update for Montgomery County**

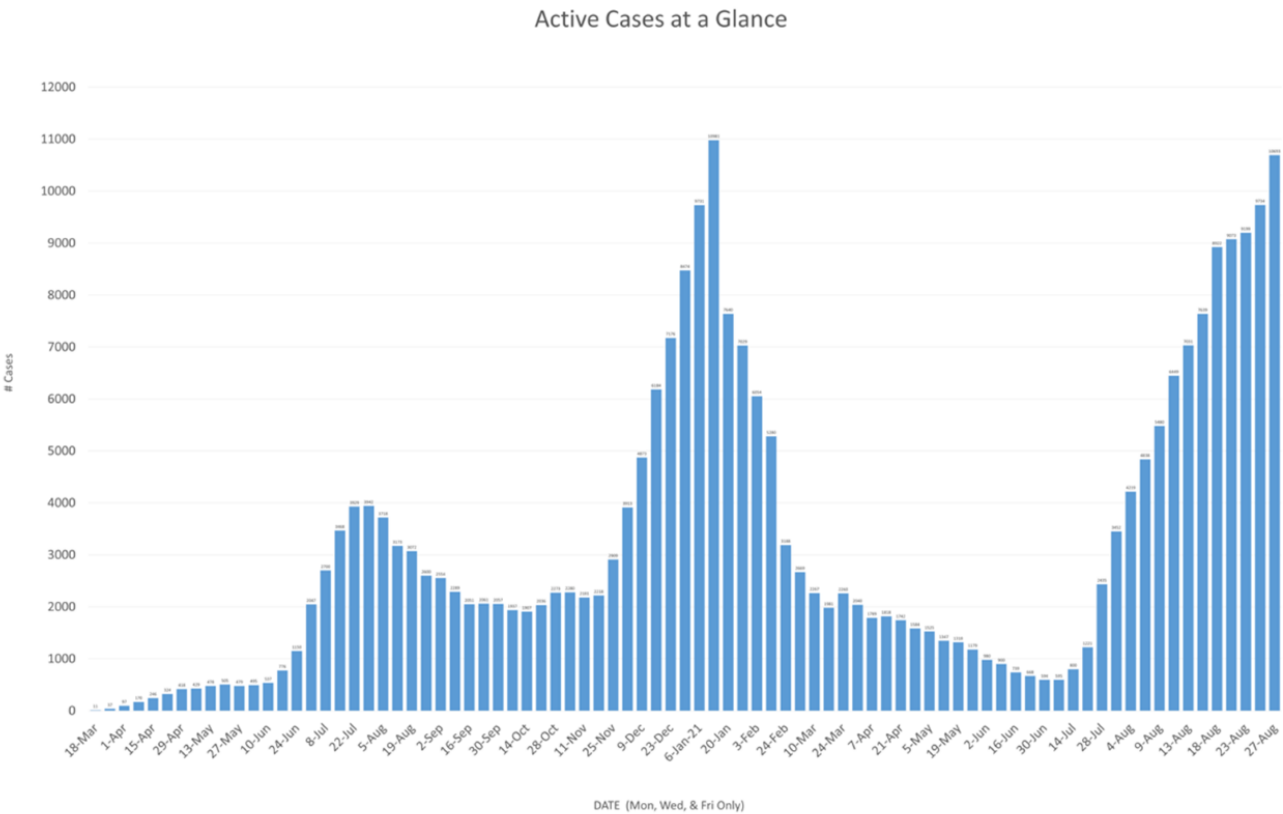
*Status Update from the Office of Homeland Security and Emergency Management*

MONTGOMERY COUNTY – Montgomery County Public Health District, in conjunction with the Montgomery County Office of Homeland Security and Emergency Management, can sadly confirm another all-time high of children (0-11 years of age) who have tested positive for COVID-19 in Montgomery County. This number has now more than doubled the previous record set back in the entire month of January 2021.

**COVID CASES IN CHILDREN**  
**0-11 Years of Age**



We can also confirm the number of **active cases** is the 2<sup>nd</sup> highest it has been since the pandemic began, just 288 cases below the all-time high set in January 2021.



Have you been vaccinated for COVID-19? We strongly recommend it. Even if you contract COVID-19 after vaccination, the chances of severe illness, hospitalization and death are low. Just 52 percent of eligible Montgomery County residents are vaccinated. Need to find a vaccine? Click here for additional vaccine sites: <https://www.vaccines.gov/>.

**Public Health**  
Prevent. Promote. Protect.

August 27, 2021  
Residents of  
Montgomery Co.,  
TX

# COVID-19 VACCINATIONS

Fully Vaccinated: 260,198  
Total Population 12+: 503,062  
Vaccination Rate: 51.72%

SOURCE: TX DSHS

Today, we can confirm two additional deaths related to COVID-19.

- A man in his 40s, from Porter, died in the hospital. He had co-morbidities in addition to testing positive for COVID-19. He was not vaccinated.
- A woman in her 60s, from Porter, died in the hospital. She had co-morbidities in addition to testing positive for COVID-19. She was not vaccinated.

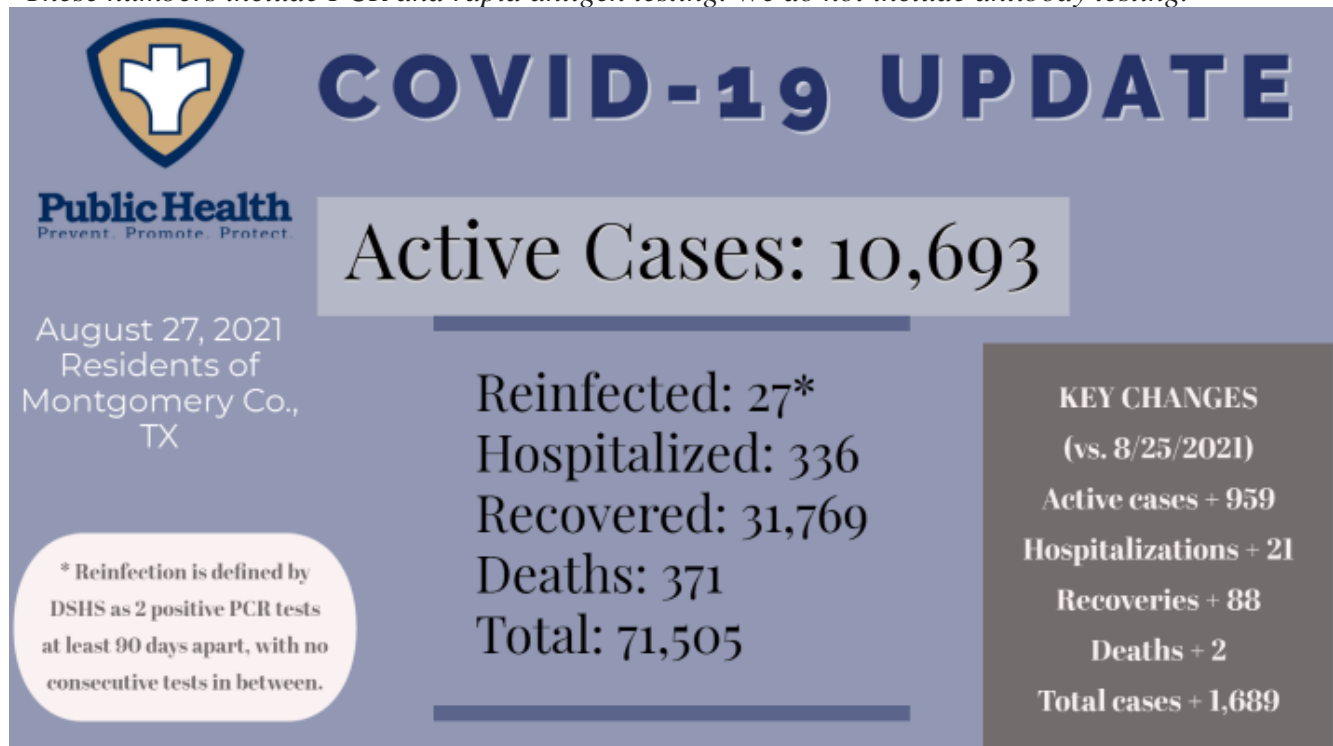
We can also confirm:

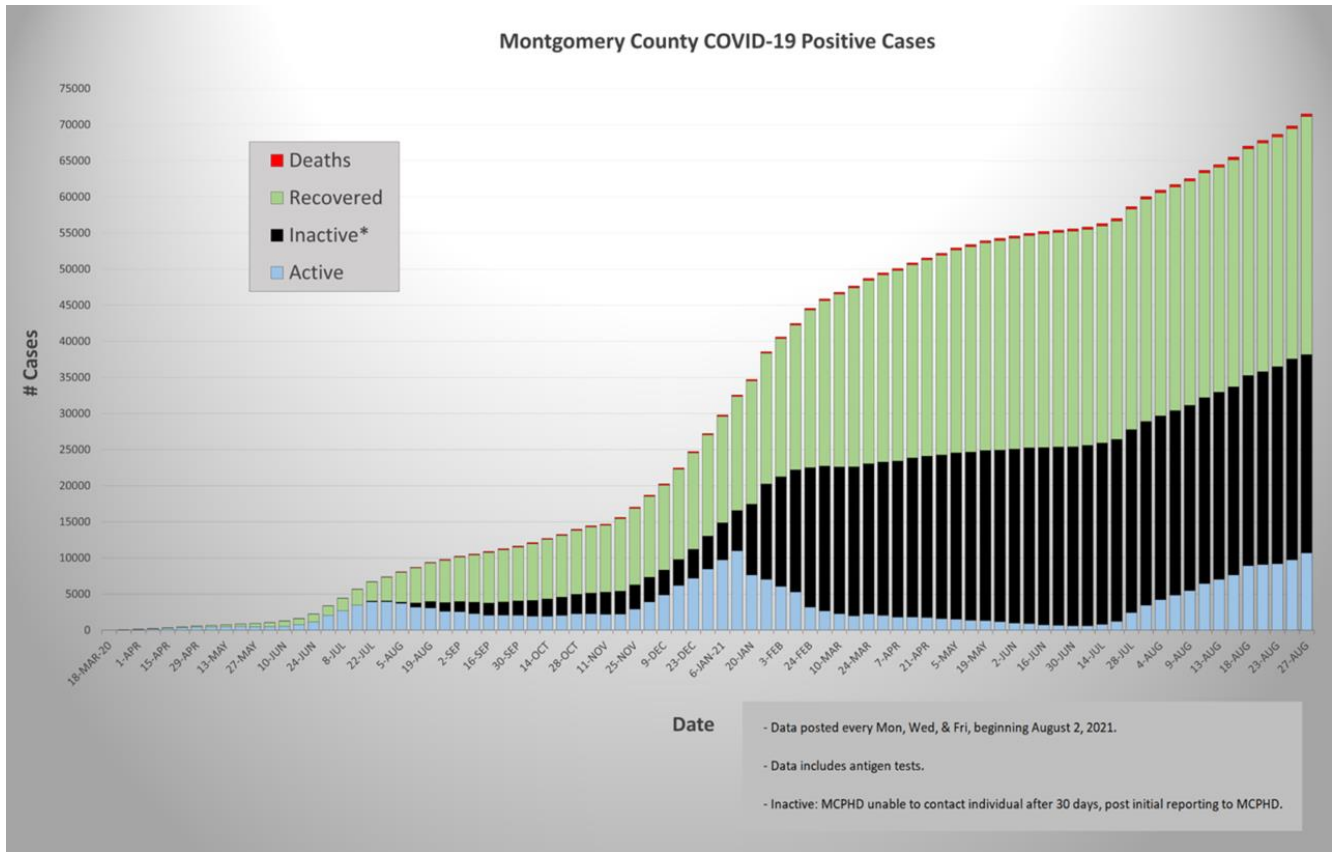
- TOTAL cases of COVID-19 increased by 1,689 to 71,505 since Wednesday's (8/25) report.
  - Of the 1,689 new cases, 344 are under the age of 12 and not eligible for vaccination.
- ACTIVE cases of COVID-19 increased by 959 to 10,693 since Wednesday's (8/25) report.
  - Today, we added 637 additional inactive cases who we have been unable to contact for 30 days or more.
- 336 county residents are known, as a result of contact investigations, to be in the hospital. Contact investigations have not been initiated on all reported cases.
- 31,769 people have clinically recovered.


**The Testing Positivity Rate for Montgomery County has decreased to 21%, down from 22% on Wednesday.**

*Source: UT Health, School of Public Health*

*\*These numbers include PCR and rapid antigen testing. We do not include antibody testing.*







# COVID-19 UPDATE

## PATIENTS HOSPITALIZED IN MONTGOMERY COUNTY

Updated August 27, 2021  
Numbers reflect county and non-county residents.

**\*Data represented in this graph is provided by SETRAC, as reported by hospitals in Montgomery County, Texas only. Only confirmed COVID-19 patients are included, regardless of residence. For more info: [setrac.org](https://setrac.org).**

**Total Hospitalized: 372**  
**(- 23)**  
**ICU: 98**  
**General/Isolation: 274**

SETRAC data for regional hospitalizations can be found here: <https://bit.ly/3jwhdiV>.  
 Looking for a downloadable case list? The COVID-19 dashboard for Montgomery County can be found here: <https://coronavirus-response-moco.hub.arcgis.com/>.

Have a question about COVID-19? You can reach the Montgomery County COVID-19 Call Center at 936-523-3916. It is open Monday-Thursday from 8:00am-4:30pm and Friday 8:00am-4:00pm.

*Do your part to slow the spread of COVID-19. The best way to protect yourself and those around you is to be vaccinated. You should also:*

- *Avoid groups of people.*
- *Practice social distancing.*
- *Wear a mask in public (over your nose and mouth) or with others who live outside your household. Never share a mask with others.*
- *Wash your hands or use hand sanitizer frequently.*
- *Disinfect surfaces in your car and around your home.*