



**FOR IMMEDIATE RELEASE:**  
**September 1, 2021**

## **COVID-19 Update for Montgomery County**

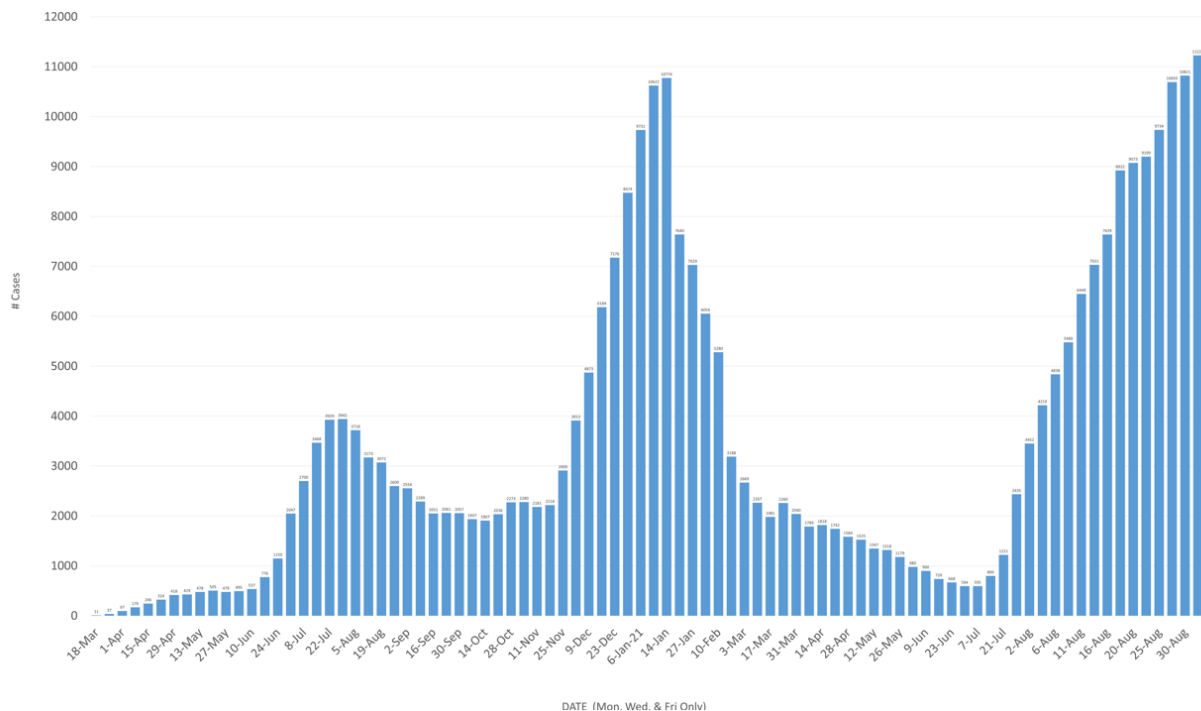
*Status Update from the Office of Homeland Security and Emergency Management*

MONTGOMERY COUNTY – Montgomery County Public Health District, in conjunction with the Montgomery County Office of Homeland Security and Emergency Management, can sadly confirm a record-breaking day related to COVID-19 in Montgomery County.

Today, MCPHD marked:

- 1.) A new all-time high of **active** COVID-19 cases.
- 2.) A new all-time high of **ICU patients** with COVID-19.
- 3.) A new all-time high of COVID-19 cases in **children** (ages 0-11).

Active Cases at a Glance



DATE (Mon, Wed, & Fri Only)



# COVID Related Census

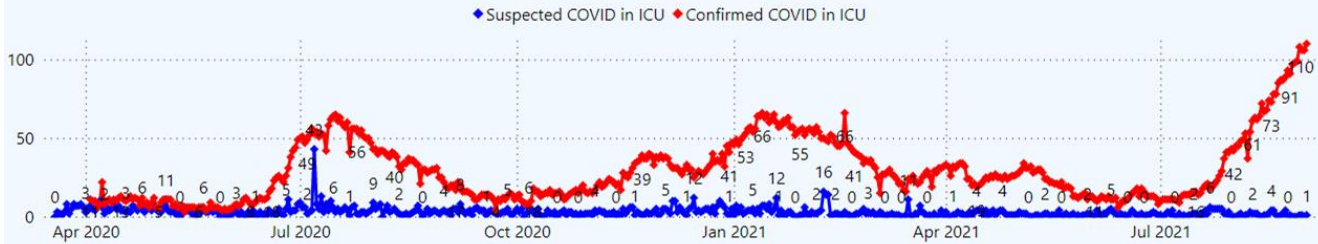


[Executive Summary](#) | 
 [GA-32 Calculation](#) | 
 [COVID Tracker](#) | 
 [Hospital Census](#) | 
 [General Bed Usage](#) | 
 [ICU Bed Usage](#) | 
 [Vent Usage](#)

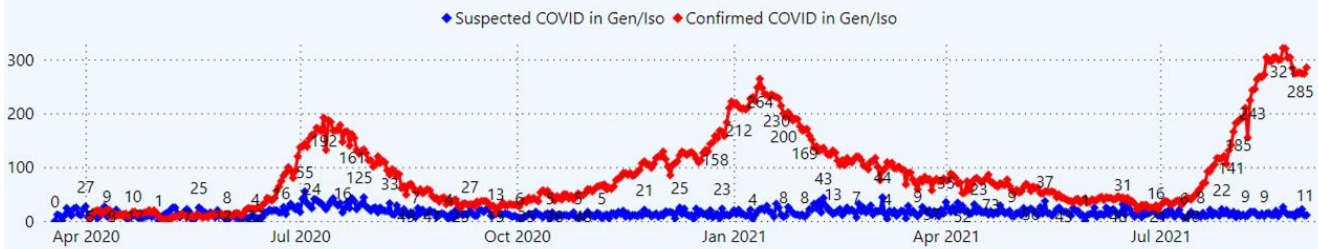
TSA: All | County: Montgomery

3/2/2020 - 9/1/2021  
 Click to change Date range

## Suspected/Confirmed COVID Cases in ICU Beds



## Suspected/Confirmed COVID Cases in General/Isolation Beds

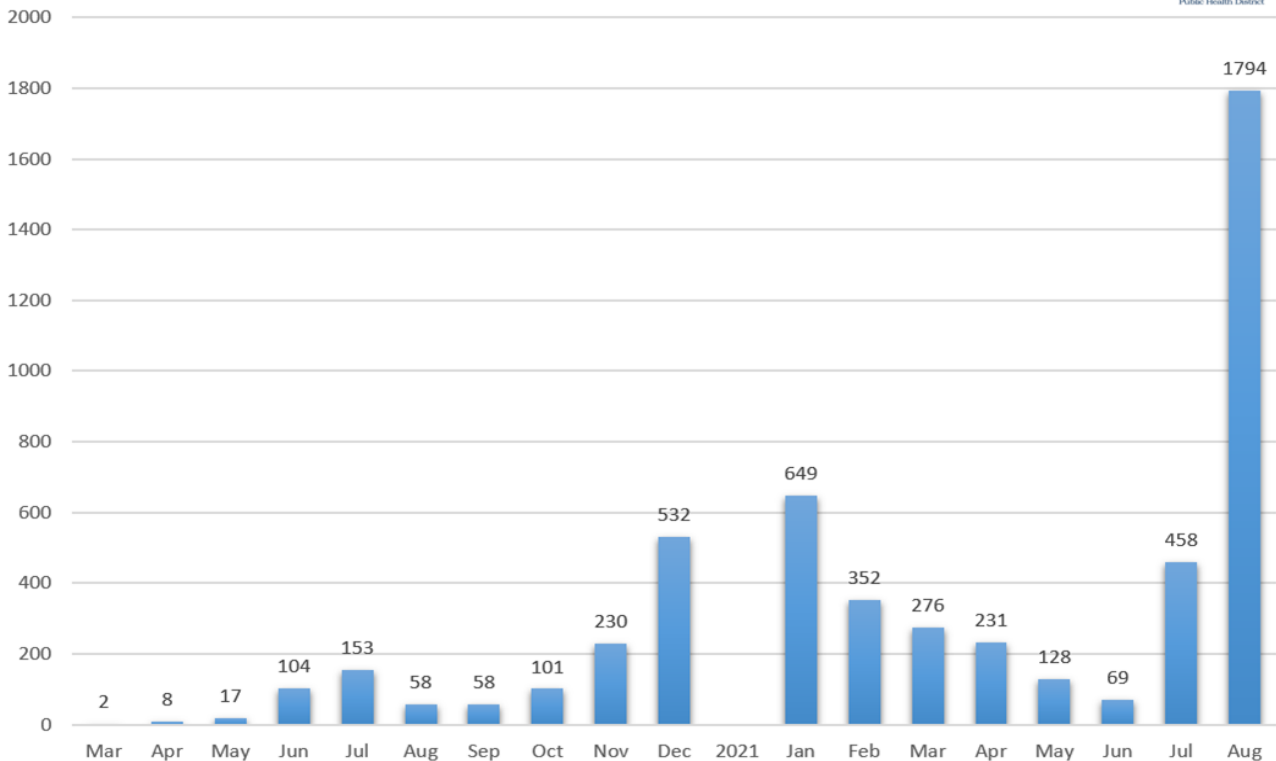


\*\* This graph represents Total Hospital Census. In both graphs the green line "Total Hospital census" represents the total number of people in the hospital for that day. The blue line, represents total suspected COVID patients for that day. A suspected COVID patient is defined as a person who meets the criteria of COVID but has not yet received testing or test results. The red line "Confirmed COVID Cases" represents the number of Lab Confirmed patients currently General/Isolation Beds or ICU Beds. **All COVID related questions.**

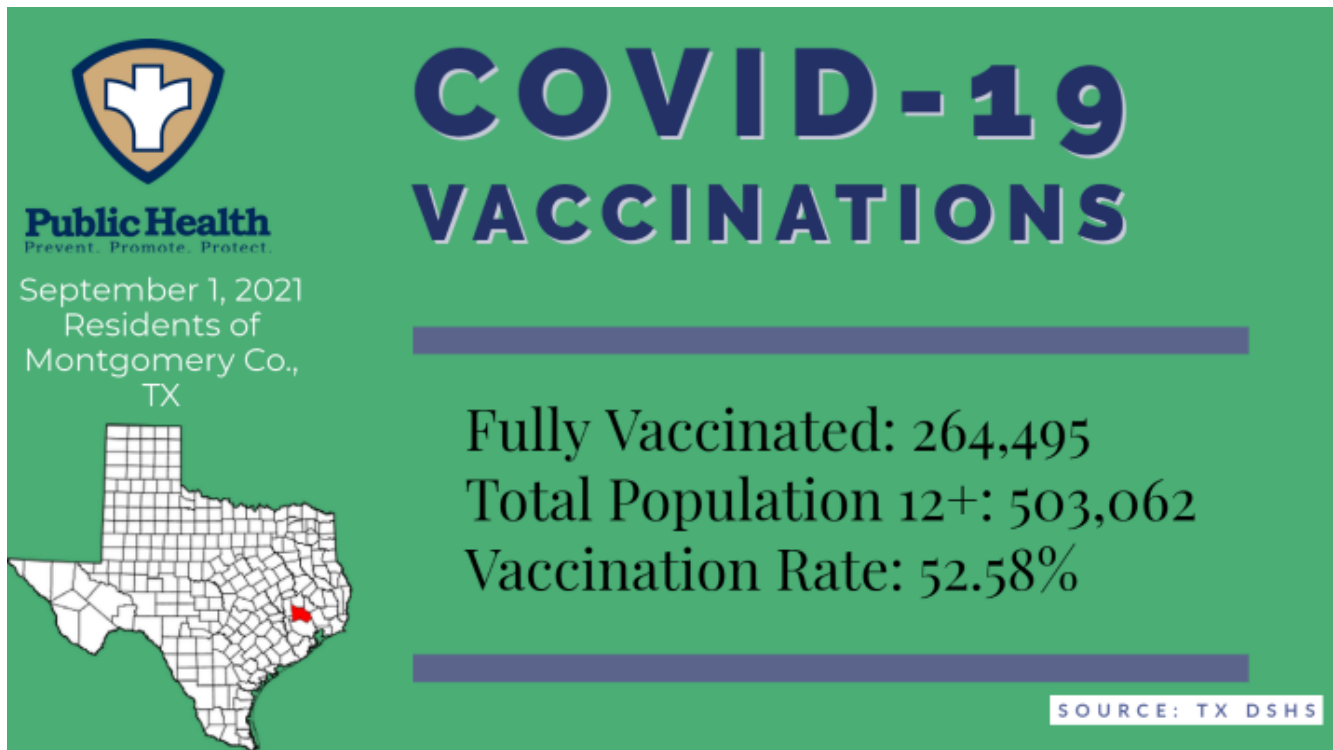
## COVID CASES IN CHILDREN 0-11 Years of Age



**Public Health**  
 Prevent. Promote. Protect.  
 Montgomery County  
 Public Health District



Have you been vaccinated for COVID-19? We strongly recommend it. Even if you contract COVID-19 after vaccination, the chances of severe illness, hospitalization and death are low. Just 53 percent of eligible Montgomery County residents are vaccinated. Need to find a vaccine? Click here for additional vaccine sites: <https://www.vaccines.gov/>.



Today, we can confirm two additional deaths related to COVID-19.

- A man in his 60s, from The Woodlands, died in the hospital. He had co-morbidities in addition to testing positive for COVID-19. He was not vaccinated.
- A man in his 80s, from Montgomery, died in the hospital. He had co-morbidities in addition to testing positive for COVID-19. He was fully vaccinated.

We can also confirm:


- TOTAL cases of COVID-19 increased by 1,100 to 73,736 since Monday's (8/30) report.
  - Of the 1,100 new cases, 206 are under the age of 12 and not eligible for vaccination.
- ACTIVE cases of COVID-19 increased by 406 to 11,227 since Monday's (8/30) report. This is an all-time high.
  - Today, we accounted for 639 additional inactive cases who we have been unable to contact for 30 days or more.
- 345 county residents are known, as a result of contact investigations, to be in the hospital. Contact investigations have not been initiated on all reported cases.

- 31,912 people have clinically recovered.

**The Testing Positivity Rate for Montgomery County remains at 21%, down from 22% last Wednesday (8/25).**

Source: UT Health, School of Public Health

*\*These numbers include PCR and rapid antigen testing. We do not include antibody testing.*



# COVID-19 UPDATE

**Public Health**  
Prevent. Promote. Protect.

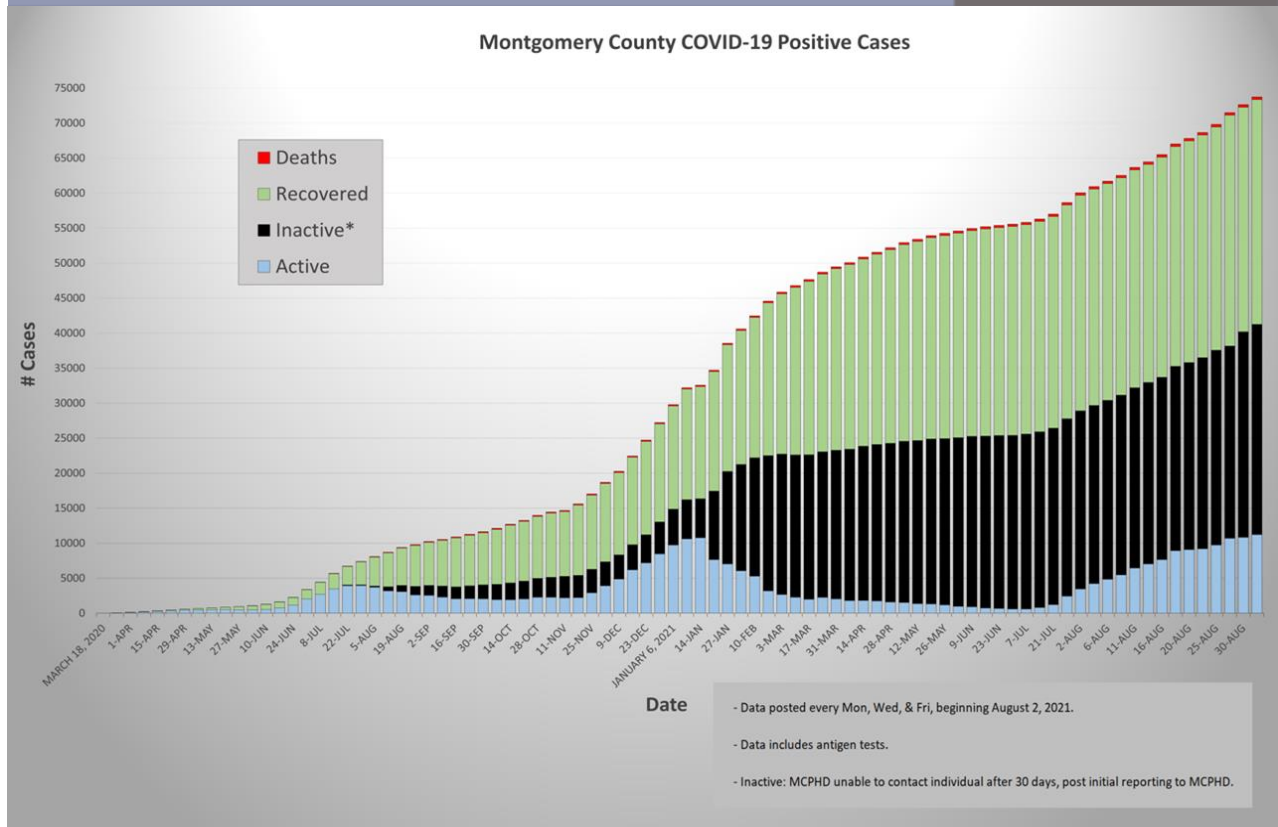
September 1, 2021  
Residents of  
Montgomery Co.,  
TX

## Active Cases: 11,227

Reinfected: 27\*  
Hospitalized: 345  
Recovered: 31,912  
Deaths: 374  
Total: 73,736

**KEY CHANGES  
(vs. 8/30/2021)**  
Active cases + 406  
Hospitalizations + 3  
Recoveries + 53  
Deaths + 2  
Total cases + 1,100

\* Reinfection is defined by DSHS as 2 positive PCR tests at least 90 days apart, with no consecutive tests in between.





**Public Health**  
Prevent. Promote. Protect.

# COVID-19 UPDATE

## PATIENTS HOSPITALIZED IN MONTGOMERY COUNTY

Updated Sept. 1, 2021  
Numbers reflect county and  
non-county residents.

\*Data represented in this graph is provided by  
SETRAC, as reported by hospitals in Montgomery  
County, Texas only. Only confirmed COVID-19  
patients are included, regardless of residence.

For more info: [setrac.org](https://setrac.org).

Total Hospitalized: 395

(+ 11)

ICU: 110

General/Isolation: 285

SETRAC data for regional hospitalizations can be found here: <https://bit.ly/3jwhdiV>.

Looking for a downloadable case list? The COVID-19 dashboard for Montgomery County can be found here: <https://coronavirus-response-moco.hub.arcgis.com/>.

Have a question about COVID-19? You can reach the Montgomery County COVID-19 Call Center at 936-523-3916. It is open Monday-Thursday from 8:00am-4:30pm and Friday 8:00am-4:00pm.

*Do your part to slow the spread of COVID-19. The best way to protect yourself and those around you is to be vaccinated. You should also:*

- *Avoid groups of people.*
- *Practice social distancing.*
- *Wear a mask in public (over your nose and mouth) or with others who live outside your household. Never share a mask with others.*
- *Wash your hands or use hand sanitizer frequently.*
- *Disinfect surfaces in your car and around your home.*