



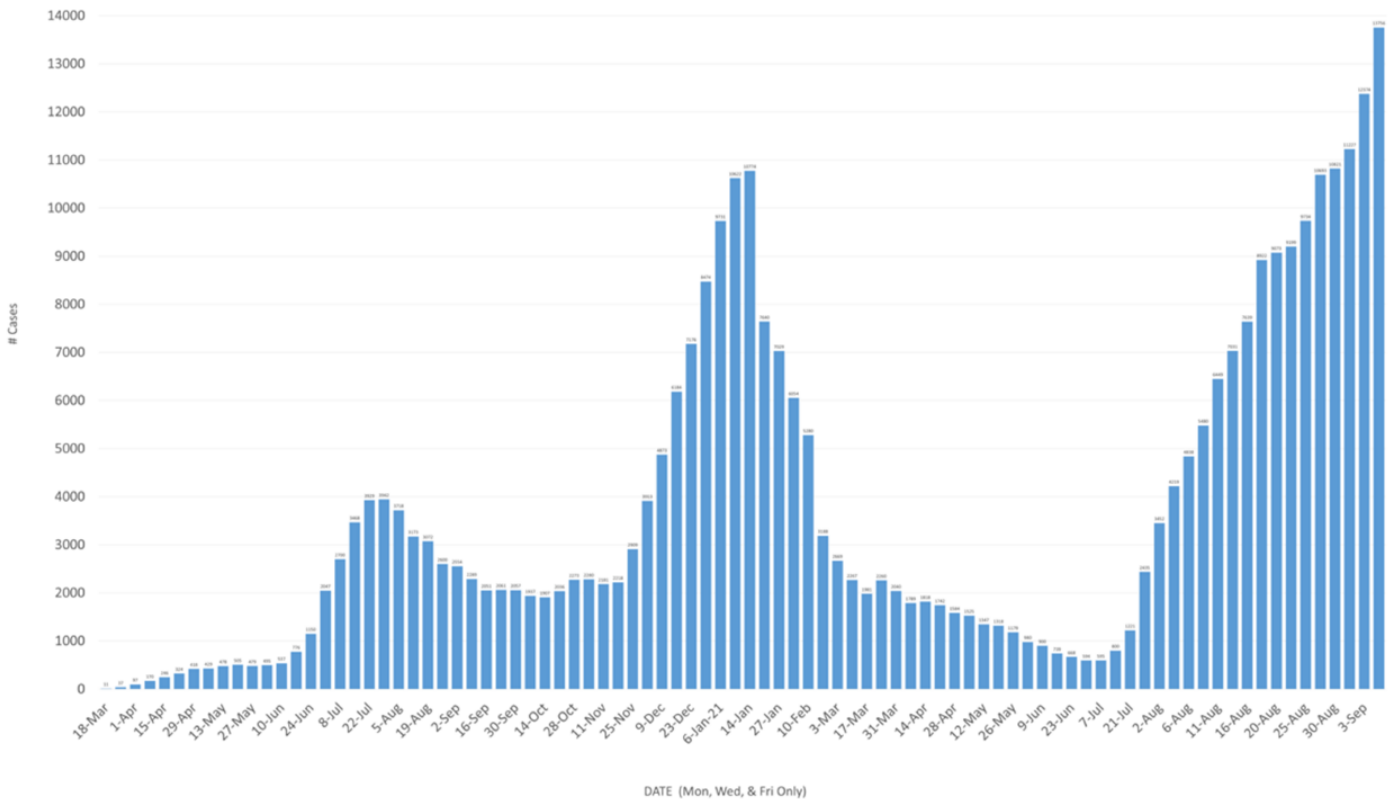
FOR IMMEDIATE RELEASE:
September 8, 2021

COVID-19 Update for Montgomery County

Status Update from the Office of Homeland Security and Emergency Management

MONTGOMERY COUNTY – Montgomery County Public Health District, in conjunction with the Montgomery County Office of Homeland Security and Emergency Management, can sadly confirm another all-time high in the number of active cases of COVID-19 in Montgomery County.

Active Cases at a Glance



Have you been vaccinated for COVID-19? We strongly recommend it. Even if you contract COVID-19 after vaccination, the chances of severe illness, hospitalization and death are low. Just 54 percent of eligible Montgomery County residents are vaccinated. Need to find a vaccine? Click here for additional vaccine sites: <https://www.vaccines.gov/>.

Public Health
Prevent. Promote. Protect.

September 8, 2021
Residents of
Montgomery Co.,
TX

COVID-19 VACCINATIONS

Fully Vaccinated: 270,275
Total Population 12+: 503,062
Vaccination Rate: 53.73%

SOURCE: TX DSHS

The infographic features a green background with a white cross in a shield logo on the left. Below the logo is the text 'Public Health Prevent. Promote. Protect.' and the date 'September 8, 2021' followed by 'Residents of Montgomery Co., TX'. A map of Texas is shown with a red square indicating Montgomery County. The main title 'COVID-19 VACCINATIONS' is in large, bold, blue letters. Below the title, two horizontal purple bars separate the statistics: 'Fully Vaccinated: 270,275', 'Total Population 12+: 503,062', and 'Vaccination Rate: 53.73%'. At the bottom right, a white box contains the text 'SOURCE: TX DSHS'.

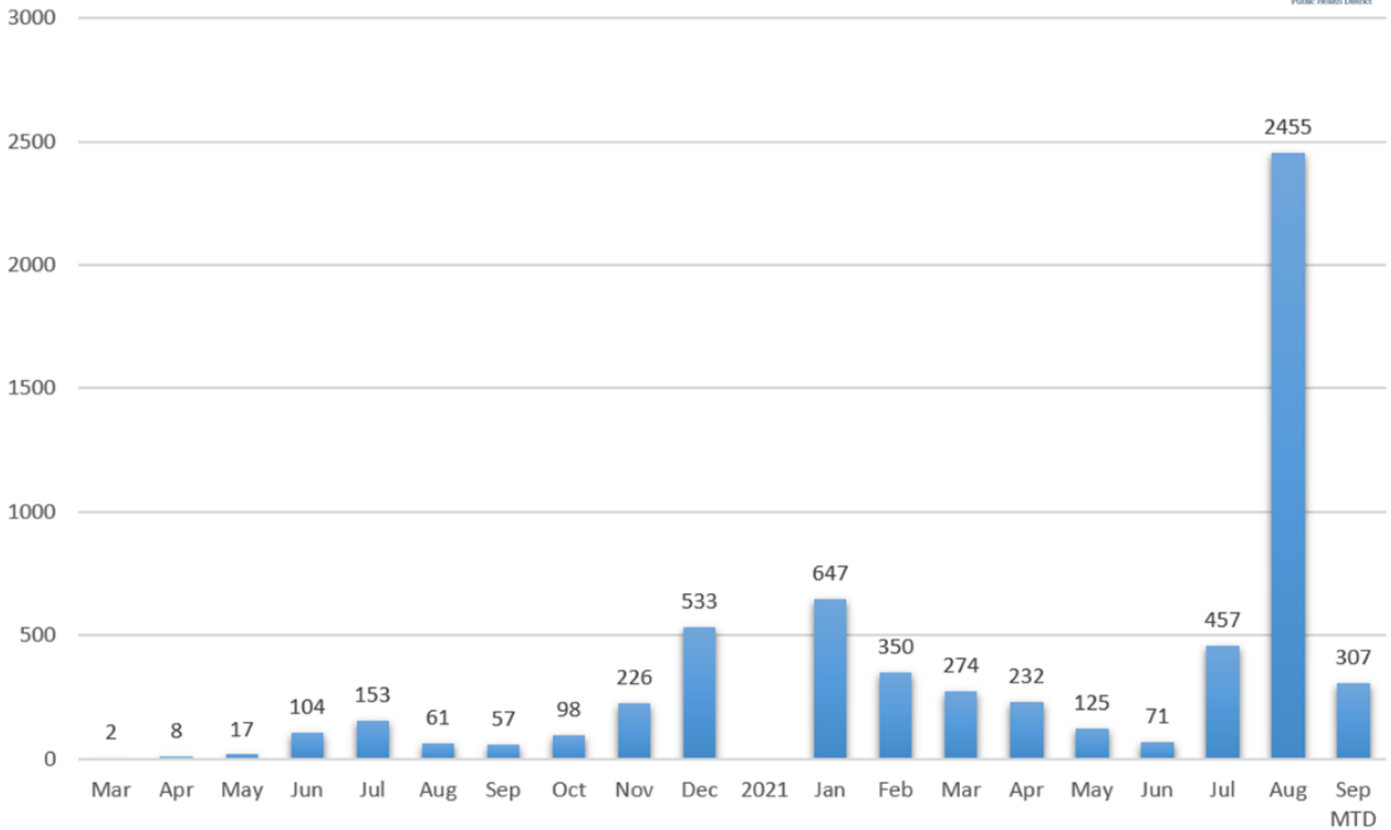
Today, we can also confirm one additional death related to COVID-19.

- A man in his 70s, from Montgomery, died in the hospital. He had co-morbidities in addition to testing positive for COVID-19. He was not vaccinated.

We can also confirm:

- TOTAL cases of COVID-19 increased by 2,903 to 78,534 since Friday's (9/3) report.
 - Of the 2,903 new cases, 569 are under the age of 12 and not eligible for vaccination.

COVID CASES IN CHILDREN 0-11 Years of Age



- ACTIVE cases of COVID-19 increased by 1,382 to 13,756 since Friday’s (9/3) report. This is another all-time high.
 - Today, we accounted for 1,397 additional inactive cases who we have been unable to contact for 30 days or more.
- 330 county residents are known, as a result of contact investigations, to be in the hospital. Contact investigations have not been initiated on all reported cases.
- 32,079 people have clinically recovered.

The Testing Positivity Rate for Montgomery County has decreased to 20%, down from 21% last Friday (9/3).

Source: UT Health, School of Public Health

**These numbers include PCR and rapid antigen testing. We do not include antibody testing.*



COVID-19 UPDATE

Public Health
Prevent. Promote. Protect.

Active Cases: 13,756

September 8, 2021
Residents of
Montgomery Co., TX

* Reinfection is defined by DSHS as 2 positive PCR tests at least 90 days apart, with no consecutive tests in between.

Reinfected: 27*
Hospitalized: 330
Recovered: 32,079
Deaths: 377
Total: 78,534

KEY CHANGES

(vs. 9/3/2021)

Active cases + 1,382

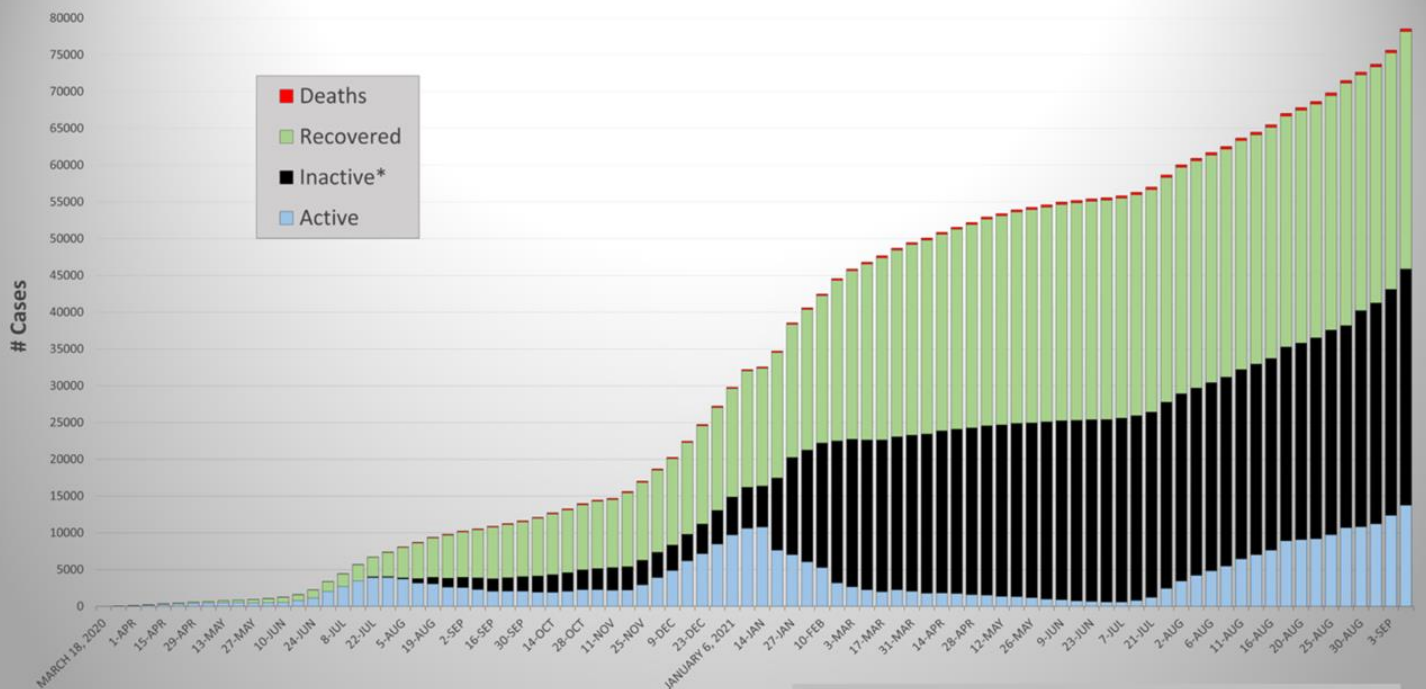
Hospitalizations + 3

Recoveries + 120

Deaths + 1

Total cases + 2,903

Montgomery County COVID-19 Positive Cases



Date

- Data posted every Mon, Wed, & Fri, beginning August 2, 2021.
- Data includes antigen tests.
- Inactive: MCPHD unable to contact individual after 30 days, post initial reporting to MCPHD.



Public Health
Prevent. Promote. Protect.

COVID-19 UPDATE

PATIENTS HOSPITALIZED IN MONTGOMERY COUNTY

Updated Sept. 8, 2021
Numbers reflect county and non-county residents.

Total Hospitalized: 404
(+ 16)
ICU: 97
General/Isolation: 307

*Data represented in this graph is provided by SETRAC, as reported by hospitals in Montgomery County, Texas only. Only confirmed COVID-19 patients are included, regardless of residence.

For more info: setrac.org.

SETRAC data for regional hospitalizations can be found here: <https://bit.ly/3jwhdiV>.

Did you receive a first dose of vaccine at one of the drive-thru events in the past month? If so, it's almost time for your 2nd dose!

MONTGOMERY COUNTY PRECINCT 1

North Montgomery County Community Center, 600 Gerald Street, Willis, TX 77378

Wednesday, 08 September 2021 – 9:00 am to 7:00 pm

Thursday, 09 September 2021 – 9:00 am to 7:00 pm

MONTGOMERY COUNTY PRECINCT 3

The Howard Hughes Corporation Parking Area, 2133 Timberloch Place, The Woodlands, TX 77380

Friday, 10 September 2021 – 9:00 am to 7:00 pm

Saturday, 11 September 2021 – 9:00 am to 3:00 pm

Sunday, 12 September 2021 – 9:00 am to 3:00 pm

MONTGOMERY COUNTY PRECINCT 4

A.V. "Bull" Sallas Park Show Barn, 21675-C McCleskey Road, New Caney, TX 77357

Monday, 13 September 2021 – 9:00 am to 7:00 pm

Tuesday, 14 September 2021 – 9:00 am to 7:00 pm

Wednesday, 15 September 2021 – 9:00 am to 7:00 pm

Looking for a downloadable case list? The COVID-19 dashboard for Montgomery County can be found here: <https://coronavirus-response-moco.hub.arcgis.com/>.

Have a question about COVID-19? You can reach the Montgomery County COVID-19 Call Center at 936-523-3916. It is open Monday-Thursday from 8:00am-4:30pm and Friday 8:00am-4:00pm.

Do your part to slow the spread of COVID-19. The best way to protect yourself and those around you is to be vaccinated. You should also:

- ***Avoid groups of people.***
- ***Practice social distancing.***
- ***Wear a mask in public (over your nose and mouth) or with others who live outside your household. Never share a mask with others.***
- ***Wash your hands or use hand sanitizer frequently.***
- ***Disinfect surfaces in your car and around your home.***