



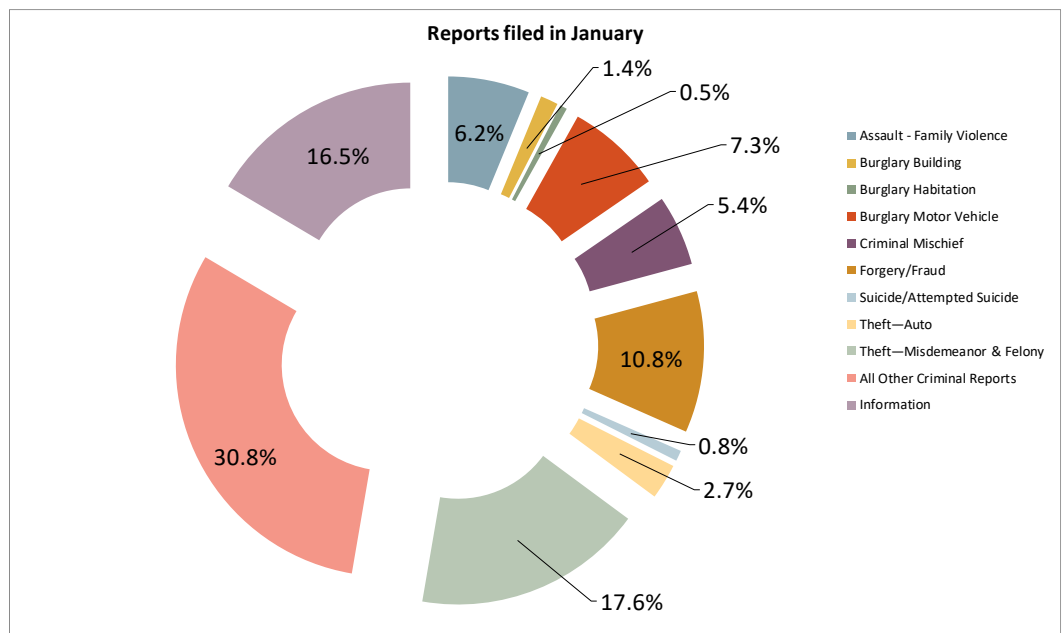
# LAW ENFORCEMENT SERVICES

## CRIME CATEGORIES OF NOTE

**INSIDE THIS ISSUE:**

<i>Crime Categories of Note</i> <i>By Village-2020-2019</i>	2
<i>Crime Comparison Chart—2020-2019</i>	3
<i>Summary of Monthly Activity 2020</i>	4
<i>Six Month Crime Trend</i>	6
<i>Additional Notes &amp; Calls for Service</i>	7
<i>Reference Guide</i>	8

Crime Categories of Note	OCT 2019	NOV 2019	DEC 2019	JAN 2020	YTD 2020
Assault - Family Violence	23	11	22	23	23
Assault (excludes family violence)	11	4	5	0	0
Burglary Building	6	7	3	5	5
Burglary Habitation	6	8	15	2	2
Burglary Motor Vehicle	22	25	43	27	27
Criminal Mischief	20	14	17	20	20
Forgery/Fraud	21	16	17	40	40
Homicide	0	0	0	0	0
Robbery	2	1	1	0	0
Suicide/Attempted Suicide	5	5	6	3	3
Theft - Auto	12	9	11	10	10
Theft-Misdemeanor & Felony	49	47	39	65	65
All Other Criminal Reports	53	78	72	114	114
Information	68	69	74	61	61
<b>TOTAL</b>	<b>298</b>	<b>294</b>	<b>325</b>	<b>370</b>	<b>370</b>



# CRIME CATEGORIES OF NOTE — BY VILLAGE/ZONE JANUARY 2020 AND 2019



## CRIME CATEGORIES OF NOTE—2020



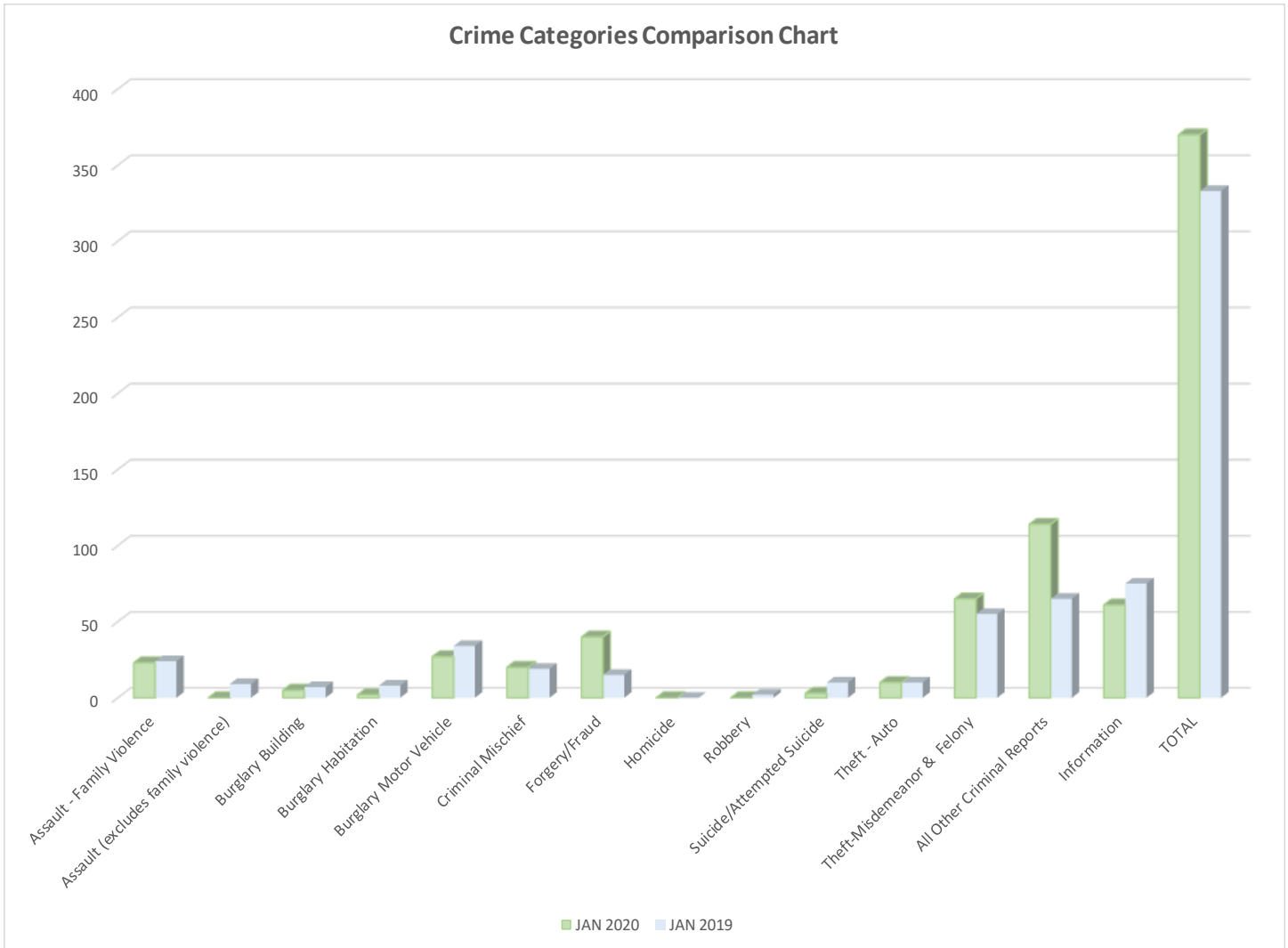
Crime Categories of Note	Grogans Mill	Panther Creek	Indian Springs	Sterling Ridge	Alden Bridge	Cochrans Crossing	Harpers Landing	Town Center	Creek-Side	TOTAL
Assault - Family Violence	8	4	2	2	2	1	0	4	0	23
Assault (excludes family violence)	0	0	0	0	0	0	0	0	0	0
Burglary Building	0	0	0	0	0	0	4	0	1	5
Burglary Habitation	0	2	0	0	0	0	0	0	0	2
Burglary Motor Vehicle	3	1	0	0	1	6	11	4	1	27
Criminal Mischief	4	4	0	0	3	2	1	3	3	20
Forgery/Fraud	6	2	1	4	4	3	3	14	3	40
Homicide	0	0	0	0	0	0	0	0	0	0
Robbery	0	0	0	0	0	0	0	0	0	0
Suicide/Attempted Suicide	2	0	0	0	0	0	0	1	0	3
Theft - Auto	1	0	0	1	2	0	4	2	0	10
Theft-Misdemeanor & Felony	4	7	3	7	5	4	9	22	4	65
All Other Criminal Reports	14	22	3	7	11	8	19	26	4	114
Information	14	9	2	4	11	2	6	5	8	61
<b>TOTAL</b>	<b>56</b>	<b>51</b>	<b>11</b>	<b>25</b>	<b>39</b>	<b>26</b>	<b>57</b>	<b>81</b>	<b>24</b>	<b>370</b>

## CRIME CATEGORIES OF NOTE—2019

Crime Categories of Note	Grogans Mill	Panther Creek	Indian Springs	Sterling Ridge	Alden Bridge	Cochrans Crossing	Harpers Landing	Town Center	Creek-Side	TOTAL
Assault - Family Violence	7	7	0	3	3	0	1	3	0	24
Assault (excludes family violence)	2	2	1	1	1	1	0	1	0	9
Burglary Building	1	0	0	3	0	0	2	1	0	7
Burglary Habitation	4	2	0	0	0	1	0	1	0	8
Burglary Motor Vehicle	4	3	3	0	0	3	1	16	4	34
Criminal Mischief	5	0	0	1	0	0	0	12	1	19
Forgery/Fraud	1	0	1	4	2	0	3	3	1	15
Homicide	0	0	0	0	0	0	0	0	0	0
Robbery	0	0	0	1	0	0	1	0	0	2
Suicide/Attempted Suicide	3	3	0	2	0	1	0	1	0	10
Theft - Auto	1	0	1	0	0	1	2	5	0	10
Theft-Misdemeanor & Felony	3	3	1	9	2	0	10	25	2	55
All Other Criminal Reports	9	8	2	4	6	4	9	20	3	65
Information	22	15	4	4	8	2	3	8	9	75
<b>TOTAL</b>	<b>62</b>	<b>43</b>	<b>13</b>	<b>32</b>	<b>22</b>	<b>13</b>	<b>32</b>	<b>96</b>	<b>20</b>	<b>333</b>

# CRIME COMPARISON CHART

## JANUARY 2020—2019



## INTERESTED IN LEARNING MORE?

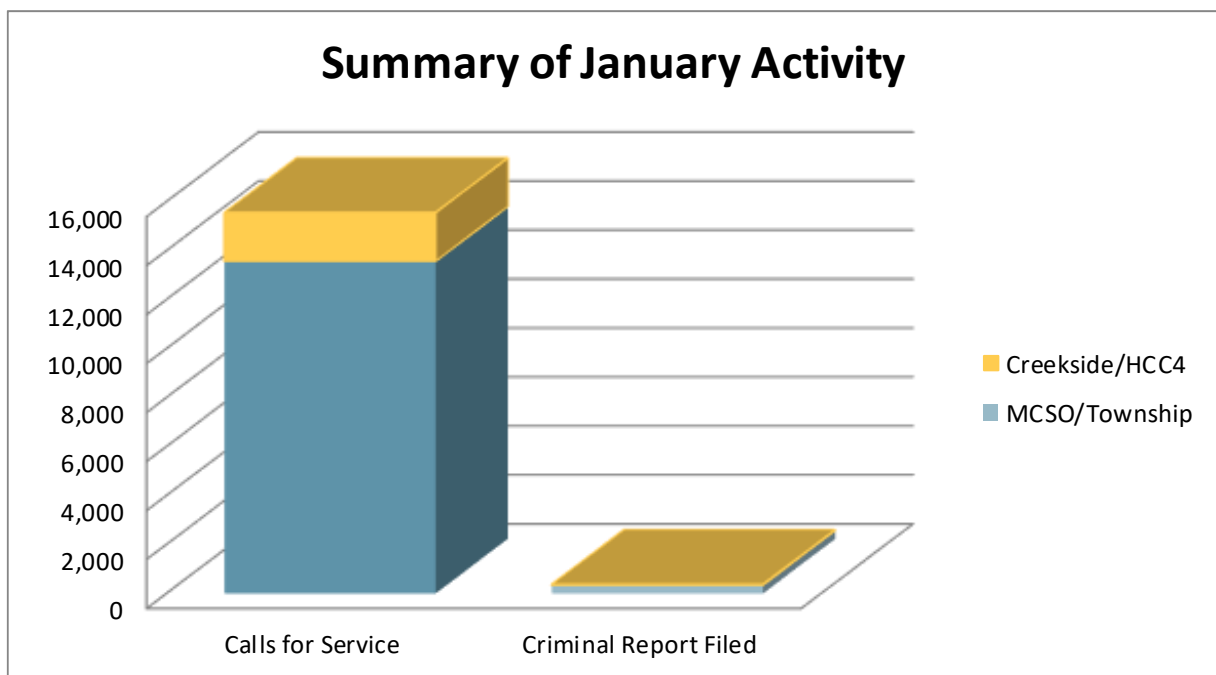
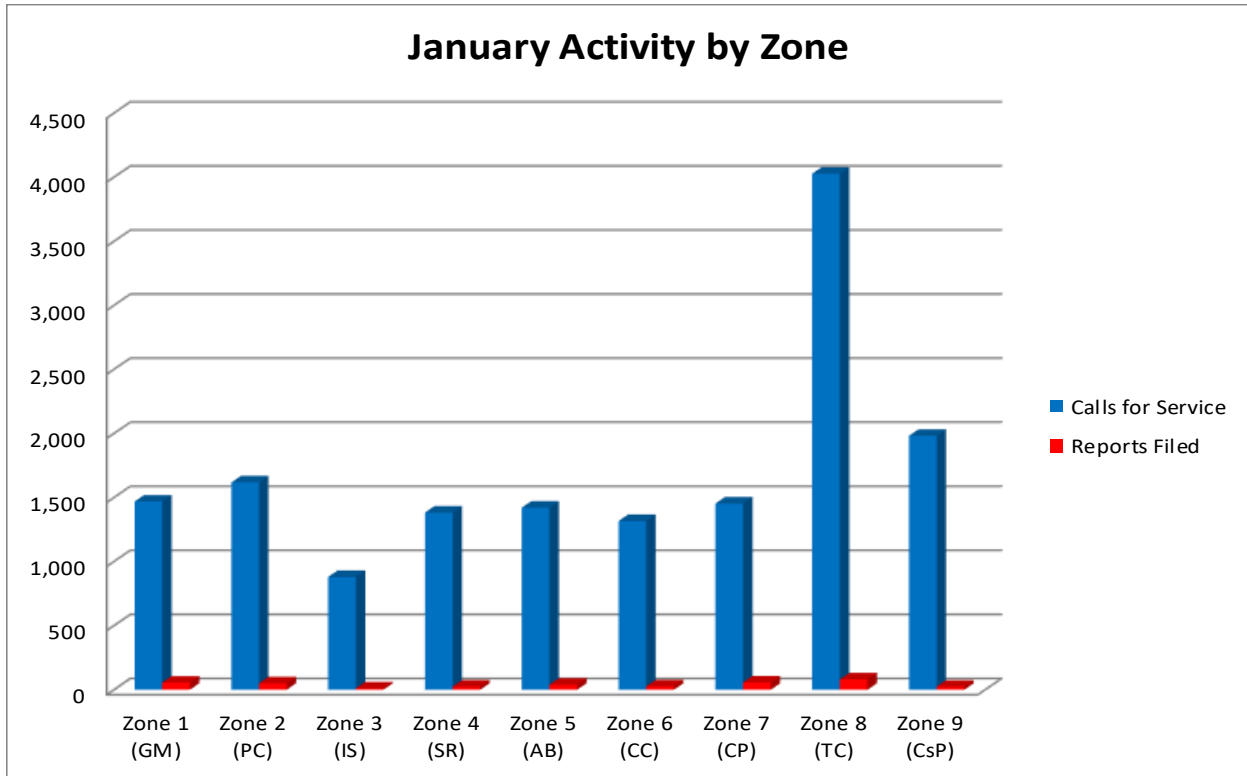
For up-to-date information such as Press Releases and Featured Fugitives from the Montgomery County Sheriff's Office and other law enforcement agencies that serve The Woodlands, please visit [www.thewoodlandstownship-tx.gov](http://www.thewoodlandstownship-tx.gov).

You can locate recent public safety media/Press Releases on the *Resident Page*, choose “*Law Enforcement Services*” at the bottom go to “*Law Enforcement Advisories*”.

You can also sign up for The Woodlands Township Neighborhood Watch, choose “*Neighborhood Watch*” at [www.thewoodlandstownship-tx.gov/neighborhoodwatch](http://www.thewoodlandstownship-tx.gov/neighborhoodwatch).

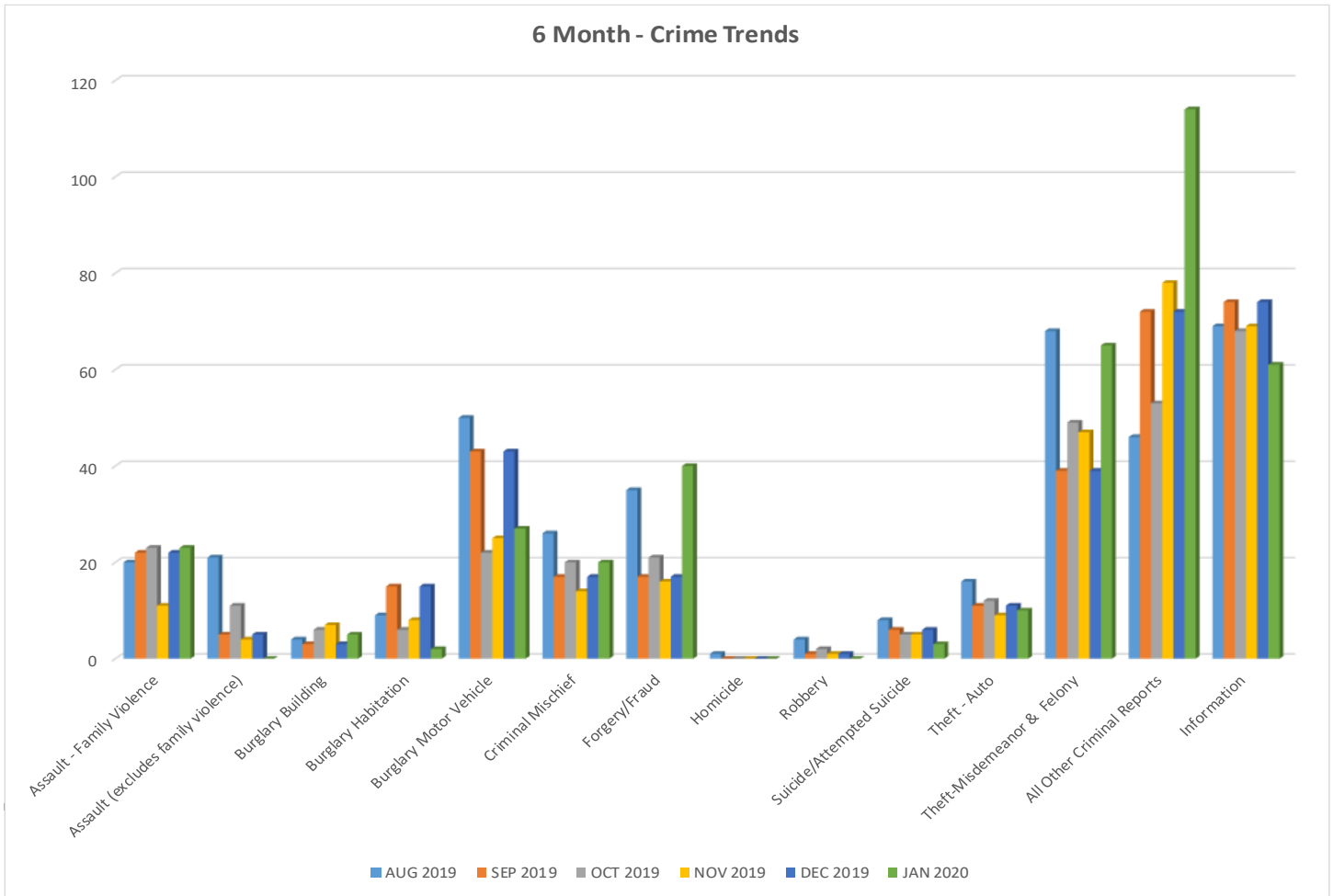
# SUMMARY OF JANUARY ACTIVITY

January 2020 - Summary Report	MCSO/Township	Creekside/HCC4	Total
Calls for Service	13,573	1,982	<b>15,555</b>
Criminal Report Filed	346	24	<b>370</b>





# SIX MONTH CRIME TREND



## QUICK REFERENCE GUIDE FOR USING THIS REPORT

This report represent an executive summary of activity in The Woodlands. The full report with appendix provides more detailed data on which the executive summary is based.

Please keep in mind that this report offers a snapshot in time for each of the months included based on the timing of when the data was provided by law enforcement. Due to the fluid nature of criminal investigation, some of the data may have developed further after the report data was released.

**MCSO:** Montgomery County Sheriff’s Office. Unless otherwise noted, this refers to MCSO Patrol The Woodlands Township Division .

**Zones:** The Woodlands Township contracts with the Montgomery County Sheriff’s Office for policing in

eight policing “zones”, comprising seven residential villages and one commercial district. Together, these zones make up MCSO Patrol The Woodlands Township Division. There is also a “zone” for the Village of Creekside Park, which is policed by the Harris County Constable’s Office—Precinct 4.

- Zone 1—Grogan’s Mill
- Zone 2—Panther Creek
- Zone 3—Indian Springs
- Zone 4—Sterling Ridge
- Zone 5—Alden Bridge
- Zone 6—Cochran’s Crossing
- Zone 7—College Park
- Zone 8—Town Center (commercial)
- Zone 9—Creekside Park



## Frequently Asked Questions

- *Do call titles equal crimes committed?* No. Call Titles speak to the types of calls that are received, but an officer may make an alternate or additional finding upon review/investigation.
- *Do Criminal Statute Reports equal arrests?* No. Criminal Statute Reports indicate that an officer believes criminal activity has occurred. Depending on the situation, additional investigation may add to or negate criminal charges.
- *What is the role of the community in “Community Policing?”* To answer that question you must have knowledge of the most basic Crime Prevention teachings and the “Crime Triangle.” The Crime Triangle identifies three elements that must be present in order for crime to be committed.
  - *Desire* of a criminal to commit a crime;
  - *Ability* to commit the crime; and the
  - *Opportunity* for the crime to be committed



Fortunately, you (residents - businesses) have control over one of the elements of the Crime Triangle - *Opportunity*. By removing the opportunity for crime to occur you can break the Crime Triangle and contribute to the Community Policing effort here in The Woodlands.

- *Where can I find the full report?* This executive summary accompanied by a full appendix of reports of the Township’s contracted law enforcement services can be found on the Township website at [www.thewoodlandstownship-tx.gov](http://www.thewoodlandstownship-tx.gov), go to “Law Enforcement Services” at the bottom go to “Community Policing Reports”.

## Investigation of Crimes Against Children:

The Township contracts with MCSO and Montgomery County Constable’s Office - Precinct 3 for services specific to investigations of crimes against children. Both agencies receive referrals from Child Protective Services (CPS) routed to Safe Harbor. In addition to the Safe Harbor program, the Township contracts with Montgomery County Constable’s Office - Precinct 3 for an Internet Crimes Investigator position. It is understood that some cases may originate or conclude outside of the Township boundaries. The “Cases Assigned—MCSO” includes data only for cases assigned within the Township boundaries, not cases that may be assigned outside of the boundaries. The numbers in this section are not cumulative, as some cases carry over from month to month.





# **APPENDIX DETAILED REPORTS**

# MONTHLY ACTIVITY REPORT—CALLS FOR SERVICE JANUARY 2020—ALL ZONES



## COMBINED LAW ENFORCEMENT CALLS FOR SERVICE BY VILLAGE



Call Type	Grogans Mill	Panther Creek	Indian Springs	Sterling Ridge	Alden Bridge	Cochrans Crossing	Harpers Landing	Town Center	Creek-Side	Total
911 CALLS	5	3	5	2	5	4	12	22	2	60
ALARMS	37	31	33	45	64	45	34	87	42	418
ANIMAL CALL	2	3	0	1	4	3	2	0	2	17
ASSAULT	1	0	1	0	2	0	0	3	0	7
ASSAULT (AGGRAVATED)	0	1	0	0	0	0	1	0	0	2
ASSAULT (FAMILY VIOLENCE)	10	4	2	2	2	1	0	4	0	25
ASSAULT (SEXUAL)	1	2	1	0	1	0	1	3	0	9
ASSIST CALLS	14	17	6	8	10	7	14	24	0	100
BURGLARY	0	2	0	0	0	0	4	0	2	8
BURGLARY (MOTOR VEHICLE)	4	1	0	0	1	6	11	7	1	31
CRIMINAL MISCHIEF	6	6	0	0	3	2	3	5	3	28
CRIMINAL TRESPASS	1	1	0	0	1	1	4	4	0	12
DIRECTED PATROL	395	381	253	491	393	403	598	1,104	389	4,407
DISTURBANCE	45	32	10	25	14	15	12	36	20	209
DOA (JP CALLS)	3	3	0	1	1	0	1	0	0	9
FACILITY CHECK	42	27	12	17	48	18	14	94	501	773
FORGERY / FRAUD	7	2	1	5	5	4	3	19	3	49
HARASSMENT	3	1	0	6	3	0	3	8	2	26
HOMICIDE	0	0	0	0	0	0	0	0	0	0
KIDNAPPING	0	0	0	0	0	0	0	0	0	0
MISSING PERSON (ADULT)	1	1	1	0	0	0	0	2	0	5
MISSING PERSON (JUVENILE)	1	1	1	1	2	0	1	0	0	7
NARCOTICS	4	4	0	0	4	3	6	2	0	23
PROWLER	0	0	0	0	0	0	0	0	0	0
PUBLIC INTOXICATION	1	1	0	0	0	1	2	3	0	8
PUBLIC SERVICE (INFO/CIVIL)	91	48	34	46	58	30	38	173	12	530
ROBBERY	0	0	0	0	0	0	0	0	0	0
SHOPLIFTING	0	0	0	5	0	0	10	20	0	35
SUICIDE (ATTEMPTED)	2	0	0	0	0	0	0	1	0	3
SUSPICIOUS PERSON	30	24	12	15	26	17	24	31	10	189
SUSPICIOUS VEHICLE	38	17	2	10	16	9	17	33	22	164
THEFT	6	7	3	10	5	4	10	27	4	76
TRAFFIC (D.U.I.D. & D.W.I.)	4	4	3	1	3	3	2	2	1	23
TRAFFIC ACCIDENT (MAJOR)	0	1	1	0	1	0	2	1	0	6
TRAFFIC ACCIDENT (MINOR)	12	19	15	13	19	7	27	50	6	168
TRAFFIC ENFORCEMENT	435	690	306	373	421	245	414	619	197	3,700
TRAFFIC HAZARD	22	19	17	20	25	14	15	25	6	163
VACATION WATCH	95	137	82	207	149	154	29	32	383	1,268
VEHICLE THEFT	1	0	0	1	3	0	4	3	1	13
VEHICLE THEFT-RECOVERY	0	0	0	0	0	0	0	0	0	0
WELFARE CHECK	59	34	12	17	47	19	28	91	13	320
ALL OTHER CALLS	91	95	68	61	86	302	108	1,493	360	2,664
<b>TOTAL INCIDENTS</b>	<b>1,469</b>	<b>1,619</b>	<b>881</b>	<b>1,383</b>	<b>1,422</b>	<b>1,317</b>	<b>1,454</b>	<b>4,028</b>	<b>1,982</b>	<b>15,555</b>
ARRESTS (MISDEMEANOR)	8	14	0	7	11	0	9	50	2	101
ARRESTS (FELONY)	4	4	4	3	3	0	6	14	0	38

# MONTHLY ACTIVITY REPORT—CALLS FOR SERVICE JANUARY 2019—ALL ZONES



## COMBINED LAW ENFORCEMENT CALLS FOR SERVICE BY VILLAGE



Call Type	Grogans Mill	Panther Creek	Indian Springs	Sterling Ridge	Alden Bridge	Cochrans Crossing	Harpers Landing	Town Center	Creek-Side	Total
911 CALLS	10	6	1	2	4	0	5	40	4	72
ALARMS	44	46	21	47	49	38	30	61	57	393
ANIMAL CALL	5	6	2	1	2	6	2	4	1	29
ASSAULT	3	1	1	0	0	0	0	2	0	7
ASSAULT (AGGRAVATED)	0	0	0	0	0	0	0	1	0	1
ASSAULT (FAMILY VIOLENCE)	10	8	0	3	3	0	1	4	3	32
ASSAULT (SEXUAL)	1	0	0	0	0	0	0	0	0	1
ASSIST CALLS	7	7	5	3	4	4	3	6	17	56
BURGLARY	5	2	0	4	0	1	2	2	0	16
BURGLARY (MOTOR VEHICLE)	6	4	3	0	0	4	1	27	4	49
CRIMINAL MISCHIEF	5	0	0	1	0	1	0	5	1	13
CRIMINAL TRESPASS	4	2	1	2	3	0	2	1	0	15
DIRECTED PATROL	807	793	421	700	780	531	651	1,877	0	6,560
DISTURBANCE	19	21	7	10	22	10	3	9	24	125
DOA (JP CALLS)	7	5	1	0	2	1	2	1	0	19
FACILITY CHECK	45	60	59	63	51	40	46	143	0	507
FORGERY / FRAUD	5	0	1	4	4	0	5	12	1	32
HARASSMENT	5	3	0	0	2	1	4	4	2	21
HOMICIDE	0	0	0	0	0	0	0	0	0	0
KIDNAPPING	0	0	0	0	0	0	0	0	0	0
MISSING PERSON (ADULT)	2	0	0	0	0	0	0	0	0	2
MISSING PERSON (JUVENILE)	0	0	1	0	3	0	0	0	1	5
NARCOTICS	2	4	0	3	0	1	1	2	0	13
PROWLER	0	0	0	1	0	0	0	0	0	1
PUBLIC INTOXICATION	1	0	1	0	0	1	2	11	0	16
PUBLIC SERVICE (INFO/CIVIL)	86	42	16	28	56	32	32	194	0	486
ROBBERY	0	0	0	1	0	0	2	0	0	3
SHOPLIFTING	1	0	0	13	0	0	15	17	0	46
SUICIDE (ATTEMPTED)	1	0	0	0	0	0	0	1	0	2
SUSPICIOUS PERSON	22	28	6	16	20	22	13	28	13	168
SUSPICIOUS VEHICLE	25	13	10	23	24	11	16	46	14	182
THEFT	4	3	2	7	2	0	4	24	3	49
TRAFFIC (D.U.I.D. & D.W.I.)	0	1	2	0	0	0	3	7	0	13
TRAFFIC ACCIDENT (MAJOR)	0	0	1	2	0	3	2	3	0	11
TRAFFIC ACCIDENT (MINOR)	19	8	12	13	19	8	25	48	3	155
TRAFFIC ENFORCEMENT	263	423	203	168	262	242	189	419	227	2,396
TRAFFIC HAZARD	21	14	24	11	33	14	13	29	7	166
VACATION WATCH	105	43	73	129	81	136	80	13	272	932
VEHICLE THEFT	0	0	0	0	0	1	1	3	0	5
VEHICLE THEFT-RECOVERY	0	0	0	1	1	0	0	0	0	2
WELFARE CHECK	57	41	7	26	49	16	32	101	4	333
ALL OTHER CALLS	114	106	52	83	77	95	82	1,229	773	2,611
<b>TOTAL INCIDENTS</b>	<b>1,711</b>	<b>1,690</b>	<b>933</b>	<b>1,365</b>	<b>1,553</b>	<b>1,219</b>	<b>1,269</b>	<b>4,374</b>	<b>1,431</b>	<b>15,545</b>
ARRESTS (MISDEMEANOR)	29	15	10	5	4	15	12	71	0	154
ARRESTS (FELONY)	3	9	1	7	0	0	7	17	0	41

## ALPHA & OMEGA MOUNTED PATROL



- In January 2020 Mounted Patrol provided customer service and assisted security and law enforcement when appropriate. New Senior Operations Manager, Bruce Taylor.
  - **International Visitors:** Brazil, Canada, England, Estonia, Japan, Korea, Mexico, Nigeria, Norway, Philippines, Russia, Singapore, Sweden, Ukraine and Venezuela
  - **Out-of-State Visitors:** Alabama, Arizona, Arkansas, California, Colorado, Florida, Georgia, Hawaii, Idaho, Illinois, Indiana, Iowa, Kansas, Kentucky, Louisiana, Maine, Maryland, Massachusetts, Michigan, Minnesota, Mississippi, Missouri, Nebraska, Nevada, New Hampshire, New Jersey, New Mexico, New York, North Carolina, North Dakota, Ohio, Oklahoma, Pennsylvania, Rhode Island, Tennessee, Vermont, Virginia, Washington and Wisconsin

Alpha & Omega Mounted	JAN 2020	JAN 2019		YTD 2020	YTD 2019
Car Alarm Checks	247	423		247	423
Lost Vehicles	60	167		60	167
Lockouts	8	7		8	7
Unsecured Vehicles	39	221		39	221
Directions	1,292	2,140		1,292	2,140
Handicap Parking	399	550		399	550
Customer Assists	430	325		430	325
Law Enforcement Assists	49	22		49	22
Security Assists	186	136		186	136

## MONTGOMERY COUNTY JUSTICE COURT—PRECINCT 3



Justice of the Peace Court - 3	JAN 2020	YTD 2020
New Class "C" Misdemeanor Charges Filed	2,269	2,269
Cases Set on Criminal Docket	1,278	1,278
Criminal Cases Pending	5,146	5,146
Civil Cases on Docket	1,268	1,268
Arrest Warrants Issued	0	0
Total Revenues Collected for Month	\$323,153.00	\$323,153.00

Please note: Monthly statistics for this agency typically run one month behind.

## MONTGOMERY COUNTY CONSTABLE'S OFFICE—PRECINCT 3—ICI

THE WOODLANDS TOWNSHIP	JAN 2020	JAN 2019		YTD 2020	YTD 2019
<b>Internet Crimes Investigator</b>					
Search Warrants	1	0		1	0
New Cases Assigned	3	2		3	2
Felony Charge(s) Filed	1	1		1	1
Misdemeanor Charge(s) Filed	0	0		0	0
<b>Total Charges</b>	<b>1</b>	<b>1</b>		<b>1</b>	<b>1</b>



## MONTGOMERY COUNTY SHERIFF'S OFFICE AND MONTGOMERY COUNTY CONSTABLE'S OFFICE—PRECINCT 3—CHILDREN'S SAFE HARBOR THROUGH THE WOODLANDS TOWNSHIP

Children's Safe Harbor	JAN 2020	JAN 2019		YTD 2020	YTD 2019
Cases Assigned - MCSO (Woodlands only)	4	5		4	5
Cases Assigned - MCCO-P3	4	2		4	2
<b>Total Safe Harbor - Township Assigned</b>	<b>8</b>	<b>7</b>		<b>8</b>	<b>7</b>
Total (All) Safe Harbor Cases - Assigned	21	32		n/a	n/a
<b>Total Charges Filed (Township)</b>	<b>1</b>	<b>1</b>		<b>1</b>	<b>1</b>



### INVESTIGATION OF CRIMES AGAINST CHILDREN

	OCT	NOV	DEC	JAN 2020	YTD 2020
Charges Filed - Internet Crimes	0	3	0	1	1
Charges Filed - Safe Harbor	1	3	1	1	1
<b>TOTAL CHARGES FILED</b>	<b>1</b>	<b>6</b>	<b>1</b>	<b>2</b>	<b>2</b>



## ABOUT THE TOWNSHIP'S LAW ENFORCEMENT SERVICES

*The Woodlands Township is a special purpose district providing municipal types of services to The Woodlands community. By law, The Woodlands Township cannot directly employ law enforcement officers; however, the Township contracts for supplemental law enforcement services in Montgomery County through a contract with the Montgomery County Sheriff's Office and in Harris County through a contract with Harris County Constable's Office, Precinct 4. The counties provide community policing services in eight residential zones and the tourism-oriented zone located in Town Center. All zones have full-time deputies providing 24/7 coverage. The Township also contracts with the Montgomery County Constable's Office, Precinct 3 for investigators specifically assigned to investigate crimes against children.*

*In addition to the Township's county contracted community-policing deputies, the counties also provide services as needed in the detective operation, administrative support, special services, SWAT team, training, recruitment, traffic control, identification – crime lab, communications, sex offender division, fleet operations, jail division, auto theft and other areas through the county tax levy.*

---

## INTERESTED IN LEARNING MORE?

For up-to-date information such as Press Releases and Featured Fugitives from the Montgomery County Sheriff's Office and other law enforcement agencies that serve The Woodlands, please visit [www.thewoodlandstownship-tx.gov](http://www.thewoodlandstownship-tx.gov).

You can locate recent public safety media/Press Releases on the *Resident Page*, choose "Law Enforcement Services" at the bottom go to "Law Enforcement Advisories".

You can also sign up for The Woodlands Township Neighborhood Watch under "Neighborhood Watch" at [www.thewoodlandstownship-tx.gov/neighborhoodwatch](http://www.thewoodlandstownship-tx.gov/neighborhoodwatch).