



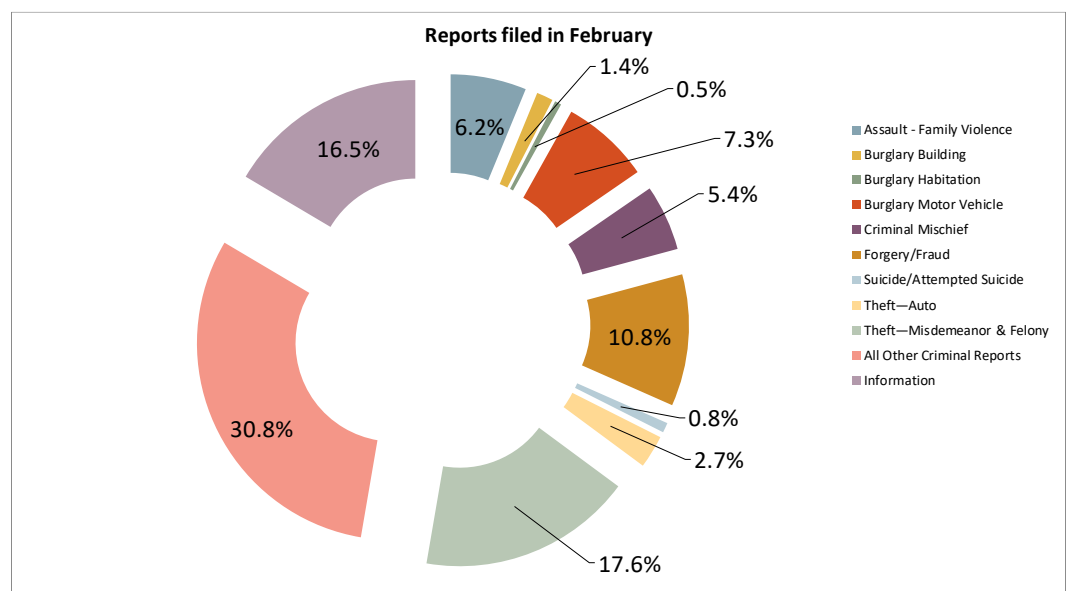
# LAW ENFORCEMENT SERVICES

## CRIME CATEGORIES OF NOTE

**INSIDE THIS ISSUE:**

<i>Crime Categories of Note</i> <i>By Village-2020-2019</i>	2
<i>Crime Comparison Chart—2020-2019</i>	3
<i>Summary of Monthly Activity 2020</i>	4
<i>Six Month Crime Trend</i>	6
<i>Additional Notes &amp; Calls for Service</i>	7
<i>Reference Guide</i>	8

Crime Categories of Note	NOV 2019	DEC 2019	JAN 2020	FEB 2020	YTD 2020
Assault - Family Violence	11	22	23	20	43
Assault (excludes family violence)	4	5	0	1	1
Burglary Building	7	3	5	1	6
Burglary Habitation	8	15	2	4	6
Burglary Motor Vehicle	25	43	27	34	61
Criminal Mischief	14	17	20	18	38
Forgery/Fraud	16	17	40	49	89
Homicide	0	0	0	0	0
Robbery	1	1	0	0	0
Suicide/Attempted Suicide	5	6	3	8	11
Theft - Auto	9	11	10	5	15
Theft-Misdemeanor & Felony	47	39	65	52	117
All Other Criminal Reports	78	72	114	110	224
Information	69	74	61	72	133
<b>TOTAL</b>	<b>294</b>	<b>325</b>	<b>370</b>	<b>374</b>	<b>744</b>



# CRIME CATEGORIES OF NOTE — BY VILLAGE/ZONE

## FEBRUARY 2020 AND 2019



### CRIME CATEGORIES OF NOTE—2020



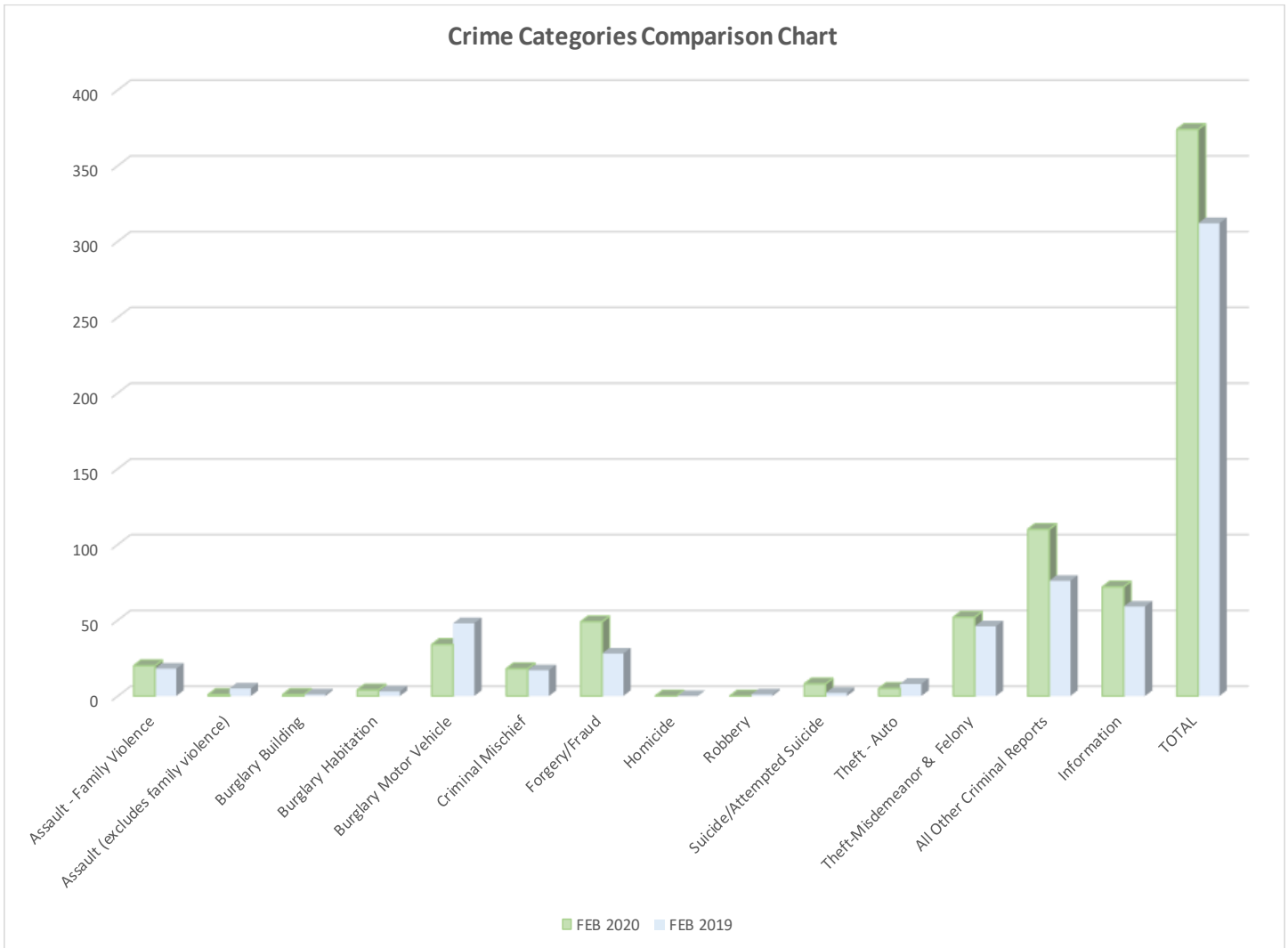
Crime Categories of Note	Grogans Mill	Panther Creek	Indian Springs	Sterling Ridge	Alden Bridge	Cochrans Crossing	College Park	Town Center	Creek-Side	TOTAL
Assault - Family Violence	5	2	1	3	3	1	2	1	2	20
Assault (excludes family violence)	0	0	0	0	0	0	0	0	1	1
Burglary Building	1	0	0	0	0	0	0	0	0	1
Burglary Habitation	1	1	0	0	0	0	1	0	1	4
Burglary Motor Vehicle	1	3	0	2	1	5	11	7	4	34
Criminal Mischief	3	4	3	1	1	1	0	5	0	18
Forgery/Fraud	4	1	5	5	3	4	6	17	4	49
Homicide	0	0	0	0	0	0	0	0	0	0
Robbery	0	0	0	0	0	0	0	0	0	0
Suicide/Attempted Suicide	2	0	0	0	2	0	1	3	0	8
Theft - Auto	1	0	0	1	0	0	1	2	0	5
Theft-Misdemeanor & Felony	1	6	4	4	1	2	6	23	5	52
All Other Criminal Reports	8	12	1	12	12	4	16	42	3	110
Information	19	2	3	8	11	3	9	12	5	72
<b>TOTAL</b>	<b>46</b>	<b>31</b>	<b>17</b>	<b>36</b>	<b>34</b>	<b>20</b>	<b>53</b>	<b>112</b>	<b>25</b>	<b>374</b>

### CRIME CATEGORIES OF NOTE—2019

Crime Categories of Note	Grogans Mill	Panther Creek	Indian Springs	Sterling Ridge	Alden Bridge	Cochrans Crossing	Harpers Landing	Town Center	Creek-Side	TOTAL
Assault - Family Violence	6	1	1	2	2	0	2	0	4	18
Assault (excludes family violence)	0	1	0	0	2	0	1	1	0	5
Burglary Building	0	0	0	1	0	0	0	0	0	1
Burglary Habitation	2	0	0	1	0	0	0	0	0	3
Burglary Motor Vehicle	5	1	3	5	0	6	5	14	9	48
Criminal Mischief	4	4	1	0	1	0	2	4	1	17
Forgery/Fraud	1	4	4	2	2	3	0	7	5	28
Homicide	0	0	0	0	0	0	0	0	0	0
Robbery	0	0	0	0	1	0	0	0	0	1
Suicide/Attempted Suicide	1	0	0	0	0	0	1	0	0	2
Theft - Auto	1	0	0	0	1	1	2	3	0	8
Theft-Misdemeanor & Felony	2	1	2	3	2	0	13	18	5	46
All Other Criminal Reports	11	8	8	5	10	2	11	18	3	76
Information	11	9	1	7	7	4	5	8	7	59
<b>TOTAL</b>	<b>44</b>	<b>29</b>	<b>20</b>	<b>26</b>	<b>28</b>	<b>16</b>	<b>42</b>	<b>73</b>	<b>34</b>	<b>312</b>

# CRIME COMPARISON CHART

## FEBRUARY 2020—2019



## INTERESTED IN LEARNING MORE?

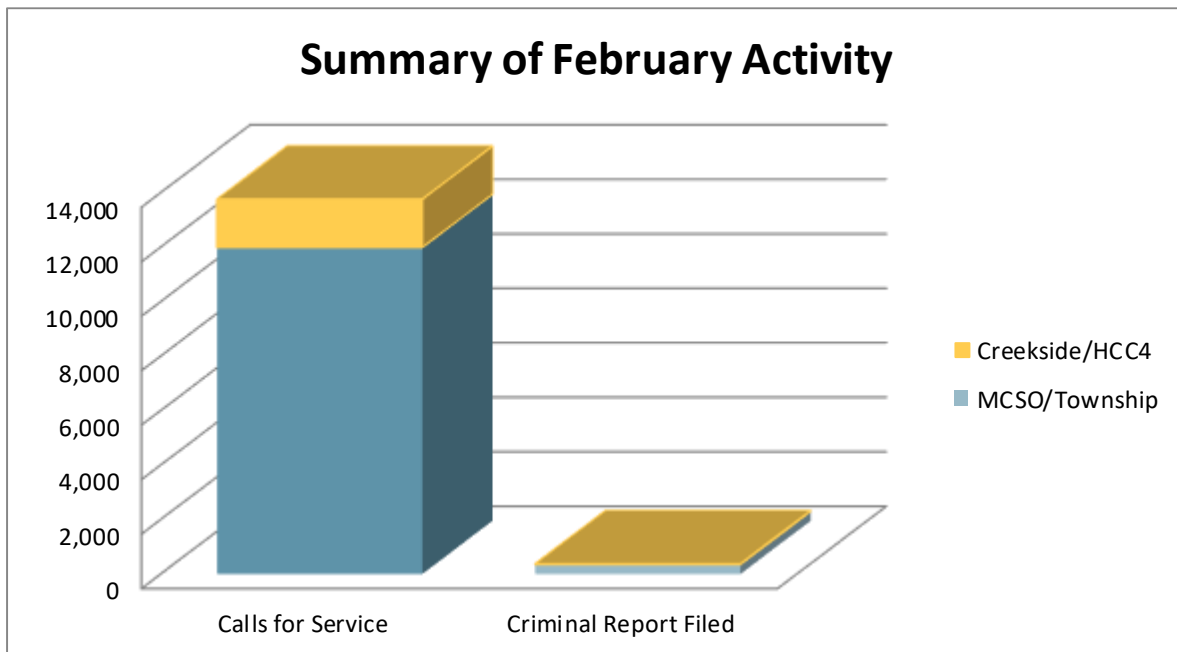
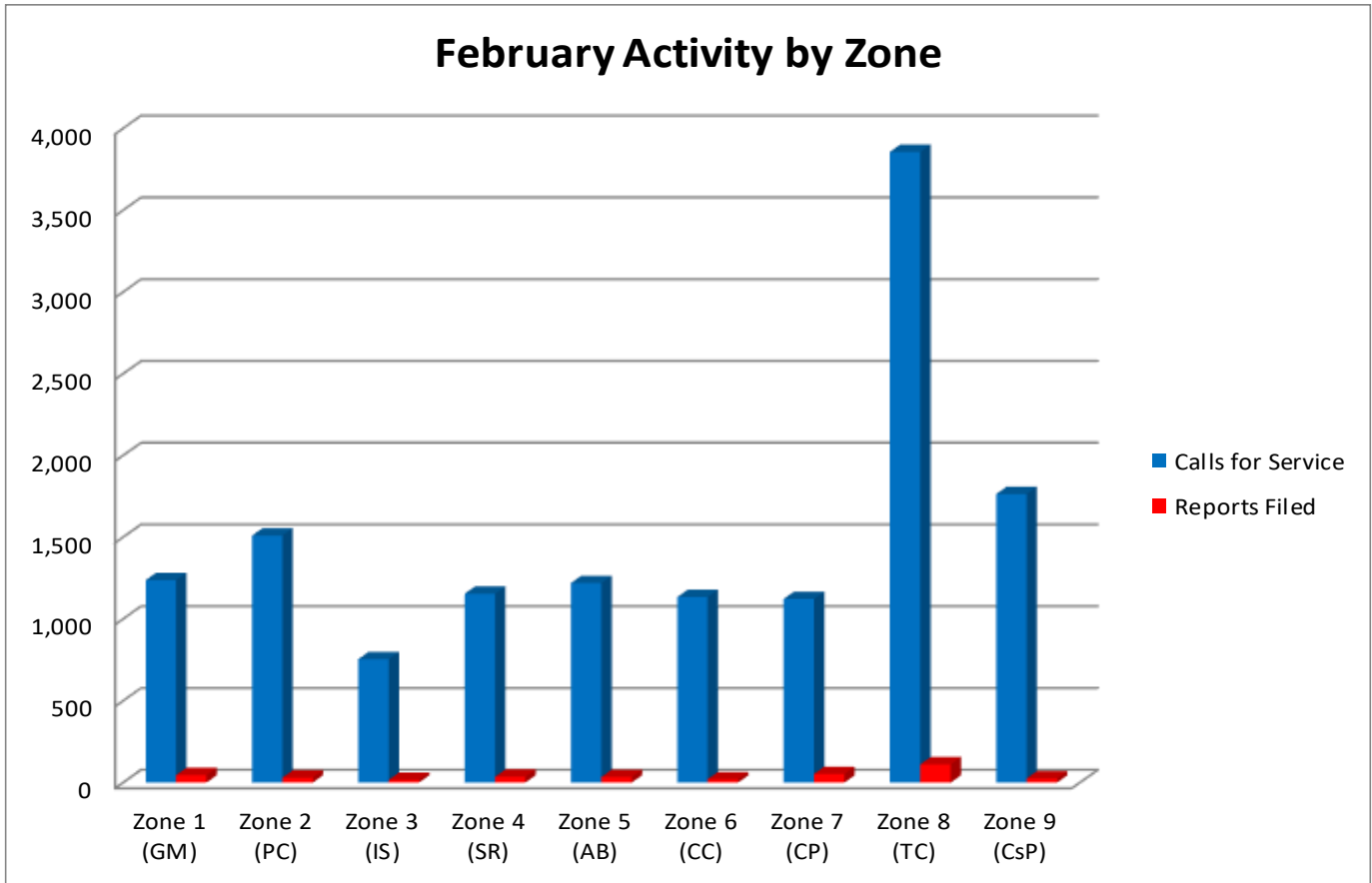
For up-to-date information such as Press Releases and Featured Fugitives from the Montgomery County Sheriff's Office and other law enforcement agencies that serve The Woodlands, please visit [www.thewoodlandstownship-tx.gov](http://www.thewoodlandstownship-tx.gov).

You can locate recent public safety media/Press Releases on the *Resident Page*, choose “*Law Enforcement Services*” at the bottom go to “*Law Enforcement Advisories*”.

You can also sign up for The Woodlands Township Neighborhood Watch, choose “*Neighborhood Watch*” at [www.thewoodlandstownship-tx.gov/neighborhoodwatch](http://www.thewoodlandstownship-tx.gov/neighborhoodwatch).

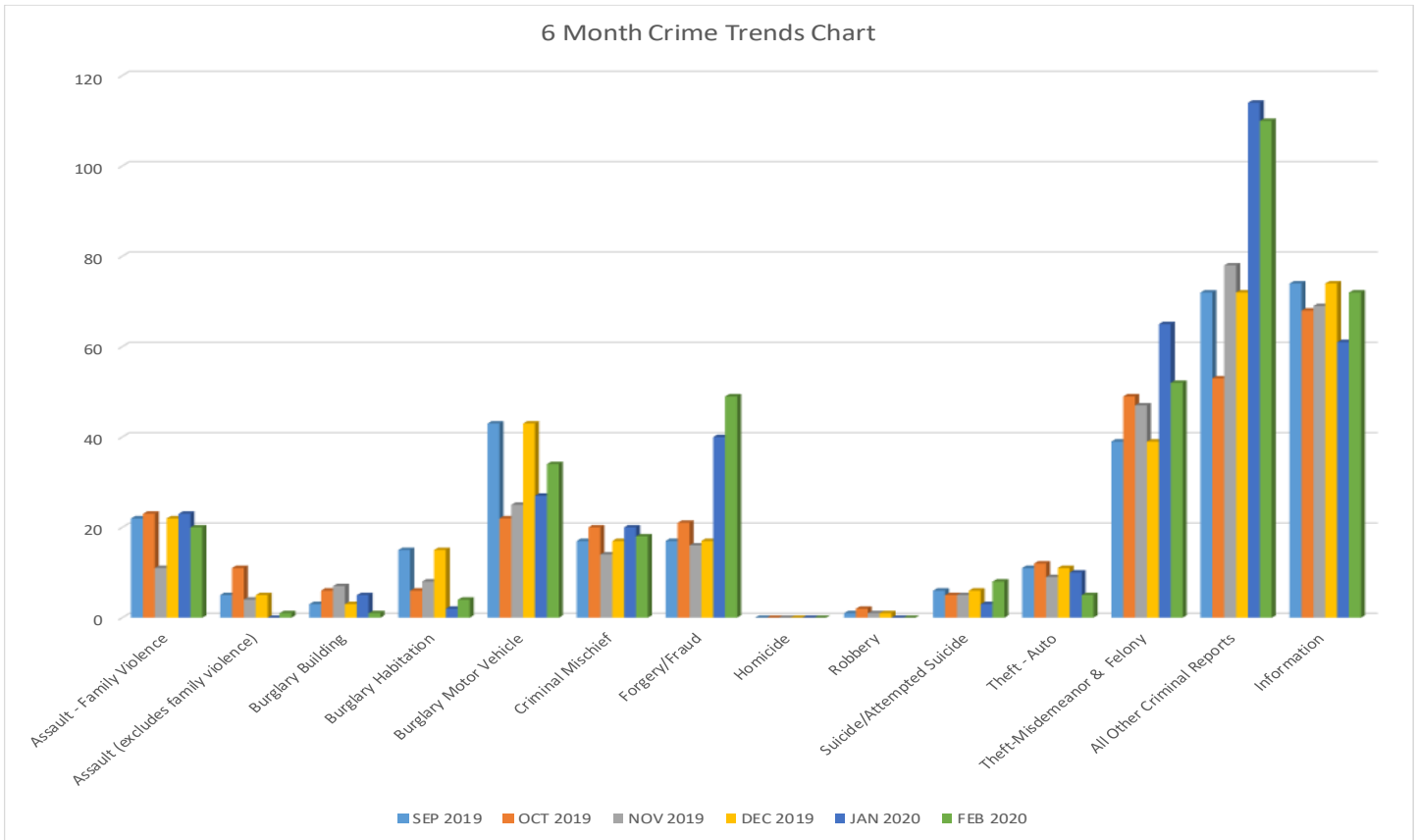
# SUMMARY OF FEBRUARY ACTIVITY

February 2020 - Summary	MCSO/Township	Creekside/HCC4	Total
Calls for Service	11,994	1,765	13,759
Criminal Report Filed	349	25	374





# SIX MONTH CRIME TREND



## QUICK REFERENCE GUIDE FOR USING THIS REPORT

This report represent an executive summary of activity in The Woodlands. The full report with appendix provides more detailed data on which the executive summary is based.

Please keep in mind that this report offers a snapshot in time for each of the months included based on the timing of when the data was provided by law enforcement. Due to the fluid nature of criminal investigation, some of the data may have developed further after the report data was released.

**MCSO:** Montgomery County Sheriff’s Office. Unless otherwise noted, this refers to MCSO Patrol The Woodlands Township Division .

**Zones:** The Woodlands Township contracts with the Montgomery County Sheriff’s Office for policing in

eight policing “zones”, comprising seven residential villages and one commercial district. Together, these zones make up MCSO Patrol The Woodlands Township Division. There is also a “zone” for the Village of Creekside Park, which is policed by the Harris County Constable’s Office—Precinct 4.

- Zone 1—Grogan’s Mill
- Zone 2—Panther Creek
- Zone 3—Indian Springs
- Zone 4—Sterling Ridge
- Zone 5—Alden Bridge
- Zone 6—Cochran’s Crossing
- Zone 7—College Park
- Zone 8—Town Center (commercial)
- Zone 9—Creekside Park



## Frequently Asked Questions

- *Do call titles equal crimes committed?* No. Call Titles speak to the types of calls that are received, but an officer may make an alternate or additional finding upon review/investigation.
- *Do Criminal Statute Reports equal arrests?* No. Criminal Statute Reports indicate that an officer believes criminal activity has occurred. Depending on the situation, additional investigation may add to or negate criminal charges.
- *What is the role of the community in “Community Policing?”* To answer that question you must have knowledge of the most basic Crime Prevention teachings and the “Crime Triangle.” The Crime Triangle identifies three elements that must be present in order for crime to be committed.
  - *Desire* of a criminal to commit a crime;
  - *Ability* to commit the crime; and the
  - *Opportunity* for the crime to be committed



Fortunately, you (residents - businesses) have control over one of the elements of the Crime Triangle - *Opportunity*. By removing the opportunity for crime to occur you can break the Crime Triangle and contribute to the Community Policing effort here in The Woodlands.

- *Where can I find the full report?* This executive summary accompanied by a full appendix of reports of the Township’s contracted law enforcement services can be found on the Township website at [www.thewoodlandstownship-tx.gov](http://www.thewoodlandstownship-tx.gov), go to “Law Enforcement Services” at the bottom go to “Community Policing Reports”.

## Investigation of Crimes Against Children:

The Township contracts with MCSO and Montgomery County Constable’s Office - Precinct 3 for services specific to investigations of crimes against children. Both agencies receive referrals from Child Protective Services (CPS) routed to Safe Harbor. In addition to the Safe Harbor program, the Township contracts with Montgomery County Constable’s Office - Precinct 3 for an Internet Crimes Investigator position. It is understood that some cases may originate or conclude outside of the Township boundaries. The “Cases Assigned—MCSO” includes data only for cases assigned within the Township boundaries, not cases that may be assigned outside of the boundaries. The numbers in this section are not cumulative, as some cases carry over from month to month.





# **APPENDIX DETAILED REPORTS**

# MONTHLY ACTIVITY REPORT—CALLS FOR SERVICE

## FEBRUARY 2020—ALL ZONES



### COMBINED LAW ENFORCEMENT CALLS FOR SERVICE BY VILLAGE



Call Type	Grogans Mill	Panther Creek	Indian Springs	Sterling Ridge	Alden Bridge	Cochrans Crossing	Harpers Landing	Town Center	Creek-Side	Total
911 CALLS	6	3	1	1	3	0	12	23	0	49
ALARMS	41	36	15	37	37	39	39	63	39	346
ANIMAL CALL	9	3	3	1	4	2	1	1	1	25
ASSAULT	1	0	0	2	0	0	1	4	0	8
ASSAULT (AGGRAVATED)	0	0	0	0	0	0	0	0	0	0
ASSAULT (FAMILY VIOLENCE)	5	2	1	4	3	1	2	2	1	21
ASSAULT (SEXUAL)	0	0	0	0	0	1	1	2	0	4
ASSIST CALLS	14	14	7	12	13	5	17	30	0	112
BURGLARY	2	1	0	0	0	0	1	0	1	5
BURGLARY (MOTOR VEHICLE)	1	3	0	3	1	5	11	7	4	35
CRIMINAL MISCHIEF	3	4	3	1	2	2	0	5	0	20
CRIMINAL TRESPASS	4	0	0	1	2	1	4	3	0	15
DIRECTED PATROL	292	372	302	503	431	310	409	1,110	302	4,031
DISTURBANCE	25	35	7	22	11	12	16	23	17	168
DOA (JP CALLS)	6	0	1	0	0	0	1	3	0	11
FACILITY CHECK	25	18	11	33	23	20	9	108	540	787
FORGERY / FRAUD	5	1	6	6	6	4	7	24	4	63
HARASSMENT	2	1	1	3	2	0	3	10	0	22
HOMICIDE	0	0	0	0	0	0	0	0	0	0
KIDNAPPING	0	0	0	0	0	0	0	0	0	0
MISSING PERSON (ADULT)	0	0	0	0	0	0	0	1	0	1
MISSING PERSON (JUVENILE)	2	0	1	1	4	2	0	0	1	11
NARCOTICS	1	1	0	0	0	0	4	2	1	9
PROWLER	1	0	0	0	0	0	0	0	0	1
PUBLIC INTOXICATION	0	0	0	0	0	0	0	0	0	0
PUBLIC SERVICE (INFO/CIVIL)	67	50	15	47	46	22	35	195	64	541
ROBBERY	0	1	0	1	1	1	2	7	0	13
SHOPLIFTING	0	0	0	7	0	0	5	25	0	37
SUICIDE (ATTEMPTED)	2	0	0	0	5	0	2	3	0	12
SUSPICIOUS PERSON	26	26	12	22	16	9	18	39	9	177
SUSPICIOUS VEHICLE	17	21	5	11	21	7	11	27	18	138
THEFT	3	7	4	8	2	2	9	28	5	68
TRAFFIC (D.U.I.D. & D.W.I.)	1	4	1	2	4	2	4	3	0	21
TRAFFIC ACCIDENT (MAJOR)	1	1	1	1	3	2	1	2	0	12
TRAFFIC ACCIDENT (MINOR)	12	13	21	15	18	9	24	55	8	175
TRAFFIC ENFORCEMENT	444	643	233	234	382	255	288	589	160	3,228
TRAFFIC HAZARD	14	15	10	10	21	4	12	15	24	125
VACATION WATCH	95	122	15	76	38	115	31	1	307	800
VEHICLE THEFT	0	0	0	1	0	0	2	4	0	7
WELFARE CHECK	47	42	10	37	35	17	49	86	14	337
ALL OTHER CALLS	64	72	69	53	86	286	92	1,357	245	2,324
<b>TOTAL INCIDENTS</b>	<b>1,238</b>	<b>1,511</b>	<b>755</b>	<b>1,155</b>	<b>1,220</b>	<b>1,135</b>	<b>1,123</b>	<b>3,857</b>	<b>1,765</b>	<b>13,759</b>
ARRESTS (MISDEMEANOR)	17	11	4	23	10	3	16	92	2	178
ARRESTS (FELONY)	6	1	0	6	0	1	3	28	0	45

# MONTHLY ACTIVITY REPORT—CALLS FOR SERVICE

## FEBRUARY 2019—ALL ZONES



### COMBINED LAW ENFORCEMENT CALLS FOR SERVICE BY VILLAGE



Call Type	Grogans Mill	Panther Creek	Indian Springs	Sterling Ridge	Alden Bridge	Cochrans Crossing	Harpers Landing	Town Center	Creek-Side	Total
911 CALLS	14	4	0	8	6	5	4	31	4	76
ALARMS	35	34	23	49	65	36	29	63	35	369
ANIMAL CALL	4	4	0	1	0	3	1	2	5	20
ASSAULT	1	1	0	0	0	0	2	4	0	8
ASSAULT (AGGRAVATED)	1	0	0	0	2	1	1	0	0	5
ASSAULT (FAMILY VIOLENCE)	10	1	2	2	3	0	3	0	4	25
ASSAULT (SEXUAL)	0	0	0	1	0	0	0	1	0	2
ASSIST CALLS	10	3	3	1	3	5	5	10	0	40
BURGLARY	2	0	0	2	0	0	0	0	0	4
BURGLARY (MOTOR VEHICLE)	6	1	4	7	1	6	8	17	9	59
CRIMINAL MISCHIEF	4	4	1	0	1	0	2	3	1	16
CRIMINAL TRESPASS	2	1	0	0	0	1	0	4	0	8
DIRECTED PATROL	687	516	308	735	695	517	525	1,543	0	5,526
DISTURBANCE	13	15	1	11	12	5	9	13	8	87
DOA (JP CALLS)	3	1	0	2	1	1	1	3	0	12
FACILITY CHECK	41	64	59	46	57	28	12	125	0	432
FORGERY / FRAUD	1	6	4	2	4	4	0	13	5	39
HARASSMENT	2	0	0	0	0	0	1	3	2	8
HOMICIDE	0	0	0	0	0	0	0	0	0	0
KIDNAPPING	0	0	0	0	0	0	0	0	0	0
MISSING PERSON (ADULT)	0	1	0	0	0	0	0	1	0	2
MISSING PERSON (JUVENILE)	0	2	0	0	1	0	0	0	1	4
NARCOTICS	2	0	2	0	5	1	2	1	0	13
PROWLER	0	0	0	0	0	0	0	0	0	0
PUBLIC INTOXICATION	0	0	1	0	2	0	1	12	0	16
PUBLIC SERVICE (INFO/CIVIL)	80	62	12	37	56	37	34	178	0	496
ROBBERY	0	0	0	0	1	0	0	0	0	1
SHOPLIFTING	0	0	0	8	0	0	17	11	0	36
SUICIDE (ATTEMPTED)	0	1	0	0	0	0	0	0	0	1
SUSPICIOUS PERSON	29	21	9	21	12	11	15	36	10	164
SUSPICIOUS VEHICLE	19	16	3	16	20	8	10	39	25	156
THEFT	2	1	2	3	5	1	4	13	5	36
TRAFFIC (D.U.I.D. & D.W.I.)	3	1	4	0	0	0	3	2	0	13
TRAFFIC ACCIDENT (MAJOR)	1	3	0	2	3	0	2	3	1	15
TRAFFIC ACCIDENT (MINOR)	14	12	14	11	28	7	16	31	2	135
TRAFFIC ENFORCEMENT	283	389	173	216	408	259	157	449	268	2,602
TRAFFIC HAZARD	7	18	11	3	19	17	6	24	9	114
VACATION WATCH	68	5	11	31	50	73	18	24	247	527
VEHICLE THEFT	1	0	0	0	0	0	2	3	0	6
WELFARE CHECK	56	43	9	17	36	26	43	81	7	318
ALL OTHER CALLS	100	94	41	79	85	92	98	1,109	695	2,393
<b>TOTAL INCIDENTS</b>	<b>1,711</b>	<b>1,690</b>	<b>933</b>	<b>1,365</b>	<b>1,553</b>	<b>1,219</b>	<b>1,269</b>	<b>4,374</b>	<b>1,343</b>	<b>13,784</b>
ARRESTS (MISDEMEANOR)	14	8	6	3	10	0	23	56	0	120
ARRESTS (FELONY)	9	4	6	2	5	4	4	12	1	47

## ALPHA & OMEGA MOUNTED PATROL



- In February 2020 Mounted Patrol provided customer service and assisted security and law enforcement when appropriate. Special Events — Touch-a-Truck
  - **International Visitors:** Argentina, Austria, Canada, China, Mexico, Sweden, Venezuela and Vietnam
  - **Out-of-State Visitors:** Alabama, Alaska, Arkansas, California, Colorado, Connecticut, Florida, Georgia, Hawaii, Idaho, Illinois, Indiana, Iowa, Kentucky, Louisiana, Maryland, Massachusetts, Michigan, Minnesota, Mississippi, Missouri, Montana, Nebraska, Nevada, New Jersey, New Mexico, New York, North Carolina, North Dakota, Ohio, Oklahoma, Oregon, Pennsylvania, South Carolina, South Dakota, Tennessee, Vermont, Virginia, Washington, West Virginia, Wisconsin and Wyoming

Alpha & Omega Mounted	FEB 2020	FEB 2019		YTD 2020	YTD 2019
Car Alarm Checks	285	404		532	827
Lost Vehicles	80	110		140	277
Lockouts	12	3		20	10
Unsecured Vehicles	42	176		81	397
Directions	1,453	2,042		2,745	4,182
Handicap Parking	462	429		861	979
Customer Assists	516	321		946	646
Law Enforcement Assists	29	28		78	50
Security Assists	204	113		390	249

## MONTGOMERY COUNTY JUSTICE COURT—PRECINCT 3



Justice of the Peace Court - 3	FEB 2020	YTD 2020
New Class "C" Misdemeanor Charges Filed	2,297	4,566
Cases Set on Criminal Docket	1,026	2,304
Criminal Cases Pending	5,189	10,335
Civil Cases on Docket	1,263	2,531
Arrest Warrants Issued	0	0
Total Revenues Collected for Month	\$274,115.00	\$597,268.00

Please note: Monthly statistics for this agency typically run one month behind.

# MONTGOMERY COUNTY CONSTABLE'S OFFICE—PRECINCT 3—ICI

THE WOODLANDS TOWNSHIP	FEB 2020	FEB 2019		YTD 2020	YTD 2019
<b>Internet Crimes Investigator</b>					
Search Warrants	3	1		4	1
New Cases Assigned	2	6		5	8
Felony Charge(s) Filed	1	1		2	2
Misdemeanor Charge(s) Filed	0	0		0	0
Total Charges	1	1		2	2



# MONTGOMERY COUNTY SHERIFF'S OFFICE AND MONTGOMERY COUNTY CONSTABLE'S OFFICE—PRECINCT 3—CHILDREN'S SAFE HARBOR THROUGH THE WOODLANDS TOWNSHIP



Children's Safe Harbor	FEB 2020	FEB 2019		YTD 2020	YTD 2019
Cases Assigned - MCSO (Woodlands only)	5	4		9	9
Cases Assigned - MCCO-P3	9	1		13	3
<b>Total Safe Harbor - Township Assigned</b>	<b>14</b>	<b>5</b>		<b>22</b>	<b>12</b>
Total (All) Safe Harbor Cases - Assigned	26	19		n/a	n/a
<b>Total Charges Filed (Township)</b>	<b>2</b>	<b>0</b>		<b>3</b>	<b>1</b>

## INVESTIGATION OF CRIMES AGAINST CHILDREN

	NOV	DEC	JAN 2020	FEB 2020	YTD 2020
Charges Filed - Internet Crimes	3	0	1	1	2
Charges Filed - Safe Harbor	3	1	1	2	3
<b>TOTAL CHARGES FILED</b>	<b>6</b>	<b>1</b>	<b>2</b>	<b>3</b>	<b>5</b>



## ABOUT THE TOWNSHIP'S LAW ENFORCEMENT SERVICES

*The Woodlands Township is a special purpose district providing municipal types of services to The Woodlands community. By law, The Woodlands Township cannot directly employ law enforcement officers; however, the Township contracts for supplemental law enforcement services in Montgomery County through a contract with the Montgomery County Sheriff's Office and in Harris County through a contract with Harris County Constable's Office, Precinct 4. The counties provide community policing services in eight residential zones and the tourism-oriented zone located in Town Center. All zones have full-time deputies providing 24/7 coverage. The Township also contracts with the Montgomery County Constable's Office, Precinct 3 for investigators specifically assigned to investigate crimes against children.*

*In addition to the Township's county contracted community-policing deputies, the counties also provide services as needed in the detective operation, administrative support, special services, SWAT team, training, recruitment, traffic control, identification – crime lab, communications, sex offender division, fleet operations, jail division, auto theft and other areas through the county tax levy.*

---

## INTERESTED IN LEARNING MORE?

For up-to-date information such as Press Releases and Featured Fugitives from the Montgomery County Sheriff's Office and other law enforcement agencies that serve The Woodlands, please visit [www.thewoodlandstownship-tx.gov](http://www.thewoodlandstownship-tx.gov).

You can locate recent public safety media/Press Releases on the *Resident Page*, choose "Law Enforcement Services" at the bottom go to "Law Enforcement Advisories".

You can also sign up for The Woodlands Township Neighborhood Watch under "Neighborhood Watch" at [www.thewoodlandstownship-tx.gov/neighborhoodwatch](http://www.thewoodlandstownship-tx.gov/neighborhoodwatch).